

FORM COMPAA.

(See Rules 253 (c)(iii), 254(80 255(i)(iv)

REPORT ABOUT THE MOTOR VEHICLES ACCIDENTS

|    |  |  |
|----|--|--|
| 1  | Name of the Police Station   | Islapur  |
| 2  | CR.No./TAR No. SDE No.   | 113/2017 U/s 279, 337,338, 304(A) IPC  |
| 3  | Date, Time and Place of the accident   | 04/11/2017 at 17.00 hrs. Kolari To Mulzara Road  |
| 4  | Name of the Injured/Deceased   | 1)Viju Datta Dhature 20<br>2)Gouttam Ramji Dhature age 25 R/o. Kalgaon Tq. Umri.<br>3) Datta Shatrughan Gadekar 52 R/o. Mulzara Tq. Kinwat |
| 5  | Name of Hospital to which he/she was removed   | Govt. Hospital Nanded  |
| 6  | Number of vehicles and type of the vehicle   | MH-26-BF-811-Motor Cycle   |
| 7  | Name and address of the Driver of the vehicle with particulars or driving license of the said Driver and the address of the Issuing Authority of the said Driving License. The number of Badge in case of Public Service Vehicle and the address of the Issuing Authority of the said Badge. | Viju Datta Dhature age 26 R/o. Kalgaon Tq. Umari<br>Without License  |
| 8  | Name and Address of the Owner of the vehicle as it stands on the date of the accident  | Viju Datta Dhature 26 year R/o. Kalgaon Tq. Umari  |
| 9  | Name and address of the insurance Company with whom the vehicle was insured and the Divisional office of the said insurance Company  | Reliance Insurance Company   |
| 10 | Number of Insurance Policy/Insurance Certificate and the date of Validity of the insurance Policy/Insurance Certificate.   | 6008221731000073<br>27/05/2018   |
| 11 | Action taken if any and the result there of  | An offence has been registered against the accused. After completion of investigation Charge-sheet has been submitted.                     |

Inspector of Police  
Police Station Islapur

जवाब

दि. 05-11-2013

मी. साहेबराव रामा धुतुरे वय. 30 वर्षे धांडा  
शेतमजुरी, रा. कुळगांव-ला. उमरी जि. नांदेड  
मो. नं. 7350811916.

समक्ष पोस्टेल हजर वेळी ठिचारे  
वरून सांगतो की, मी वरिष्ठ शिक्षणचा खानसा आर  
मी शेत मजुरी करून पोट भरतो; मला एक भाऊ  
जागे. गौलम रामा धुतुरे वय 25 वर्षे हा आर  
लाचे लंगण झाले, आरून एकत्र राहणोग.

दि. 04-11-2013 रोजी, माझा भाऊ  
गौलम धुतुरे व. पुलन्या विजु दत्ता धुतुरे असे  
दोघे जण, विजु धुतुरे यांचे मो. नंबर क्र. MH-26B  
वर वस्तु, मोजे भुरसळा वेगळे पाहून गणपत भवण  
मांगा भेटव्यासहि झाले होते, सादरची विजु दत्ता  
धुतुरे हा चालीक होण, लेखा भुरसरा वेगळे पाहून  
ओटून ले. मोदारसाभकळकर दोघे व. भुरसरा वेगळे  
दत्ता शत्रुघन गाडेकरे वय 50 वर्षे. रा. भुरसरा  
लिधेगण कोल्हारी कोडे. शेडणे जेल कारागार-वेळ  
1300 वा. सुमारास देवशिव पाटील यांचे शेगा  
जवळ शेडचे पुर्वे बाडचे आसलेला सागाचे साडा  
जोशची धाडक दिली त्या धाडके मध्ये माझा भाऊ  
गौलम रामाजी धुतुरे वय 25 वर्षे व. पुलन्या जण  
विजु दत्ता धुतुरे वय 26 वर्षे दोघे रा. कुळगांव  
ला. उमरी जि. नांदेड. जाण कानि व. चाळभावर  
व लोडावर गंजिर भार लागल्याने ले. जागमिचुझ  
पावले जाहे व. एनाचे मोदारसाभकळकर पश्चिमागे  
वसलेला, दत्ता शत्रुघन गाडेकरे यास पण जबर  
भार लागल्याने त्यास इटलीपूर सरकारी दवाखान  
वेगळे लेखीक कोकणी अटीमध्ये हाकून इटली  
केले अडता त्यास जबर भार आसल्याने तात्पुरता

दि. 05-11-2013 च  
क्र. 08 15 वे  
क्र. 14 वर गुंरव  
113/17 क 279  
537, 538, 504  
शा. व. म. म. म. म.  
ज. म. म. म. म. म.  
शा. म. म. म. म. म.  
शा. म. म. म. म. म.  
पु. म. म. म. म. म.  
क्र. P. म. म. म. म.  
शा. म. म. म. म. म.

Put  
11/11/13

सुब्युपल  
वि. प. ली. स. निरीक्षक  
पो. स्टेशन, नांदेड

## CRIME DETAILS FORM

घटनास्थळ पंचनामा/गुन्हाच्या तपशीलाचा नमुना

1. State.....Dist..... P. S..... FIR/Proceeding/G.D.No..... Year..... Date.....  
राज्य महाराष्ट्र जिल्हा नांदे पोलीस ठाणे इस्लापूर पत्रिणी क्र./कार्यवाही क्र. थप ता.मंथ 4/11/17
2. Act and Sections : 279, 337, 338, 304, 147 मोठ्यावेळी  
अधिनियम व कलमे :
3. The Place of Occurrence shown by :  
घटनेचे ठिकाण दाखविण्याचे :  
Name : मिनाशन Father's/Husband's Name : दिशावर संतोकर  
नाथ : पित्याचे / पतीचे नाथ :  
Address : राठ कोरकशि वाठ किनाडा  
पत्ता :
4. TYPE OF CRIME (All including M. O. Crime) :  
गुन्हाचा प्रकार ( गुन्हाच्या सव पद्धती सह ) :
- (i) \*Major Head : उपघात (ii) Classification of Major Head :  
प्रधान शीर्षक : प्रधान शीर्षके वगीकरण :
- (iii) \*Method (s)  
पद्धती :  
1. घातकील अश्वत आशेयिने आपल्या लाट्यामालि मोठ्या वेळी ता.11.26  
2. ह२११ दि. अश्वत वेजाना हयश्वती किड्याळीयेचे वावडा शेड्के वहे  
3. वाड्या-अश्वत शिली त्याप्रमाणे शेवतचे गोवाम कुकुडे, दत्तात्रेयशेड्के मोठे प्रदान  
कारणाकित इस्ला
- (iv) \*Conveyances used :  
वापरलेली वाहने :
- (v) \*Character assumed :  
केलेले घेयांतर / केलेली यतावणी :
- (vi) \*Language / S. lang. used :  
वापरलेली भाषा / बोली भाषा : सत्यत
- (vii) \*Special Feature-1 :  
विशेष वैशिष्ट्य - १ : सहा.पोलीस निरीक्षक  
पो.स्टे.इस्लापुर
- (iv) \*Special Feature-2 :  
विशेष वैशिष्ट्य - २ :
- \*Special Feature-3 :  
विशेष वैशिष्ट्य - ३ :
- (viii) Type of Place of Occurrence :  
घटनेच्या ठिकाणाचा प्रकार : कोरकशि के गुन्हा शेड्के देवशिव पारिल अश्वी शेताडले
- (ix) Type of Property Involved (4 Types) : (Major head of the property to be filled)  
अंतर्भूत मालमतेचे प्रकार :  
(1) ..... (2) .....  
(3) ..... (4) .....

विवाह करण, सशकरी देवाच्या जाडेड नेणे.  
रेफर केले आहे. लेखी, भाचेंबर उपचार चालू  
कारणात. मरण पावल्याचे समजले आहे.  
कायी भाषी. विजु दला धुपुरे. माया भेषणा  
भिनाक्षर दिगांबर अकरारे सा. कोल्हरी धाळी-  
फोडवण भाषी कळविले आहे.

मार्च दि. 04-11-2013 रोजी

शाळकाळी पाच वाजताचे सुमारास, माया पुलण्या  
विजु दला धुपुरे वय 26 वर्षे व. माया आठ  
गोतम सांगी धुपुरे वय 25 वर्षे. दोघे स. कळगाव  
ला. उमरी जि. जाडेड व. मुळसरा भेषीरु दला पिता  
शाळकाळी गाडेकर वय 50 वर्षे स. मुळसरा कासे-  
जो. श्री. कृ. म. म. 20. 01 - 8 211. वर नेणकारणात  
माया पुलण्या विजु दला धुपुरे, माये धापले -  
लाह्यागिळ वरिळ कलाकळी मोरार कायकळी भरधाव  
वेगाव व जि. काळजी पणजे व हरशिंगे चालूयुक्त  
मुळसरा हे. कोल्हरी रोडवर देवराव पाटील याचे  
शाळकाळी रोडचे वायुय झालेली सागाचे शाळकाळी  
जोराची जंवर धाडक देहूत लो. कळताचे मरणास  
कवला कारणी धुग वरळी व. गोतम धुपुरे व  
दला गाडेकर याचे पण मरणास कारणीभूत  
हरळ आहे तरी मोळनी कार्याली लोषेय विवळी  
माया जवाब जोडे सांगणे प्रमाणे  
जि. काळी सांगणे प्रमाणे वरोवर व थवरा  
आहे.

हा जवाब दिले आहे

श्री. म. म. म.

8. Description of the place of occurrence (Contd.):

घटनेच्या जागेचे वर्णन (पुढे चालू) :

घटनास्थळाचे पंचनामा केला लो पावना कुठिल पुमणे  
 सदरचे घटनास्थळ हे मुळसरा ले कोरवारी  
 जाणारे रोडवर असुन देवशव पाटिल याचे शेताबाहेर आहे तसुच  
 शेड हा 15 फुटाचा असुन डावरी कडपाच्या आहे सदरचे  
 जे पुर्व कडुश सगळे व्हडे विस्त असुन प्रभाते डाव्या  
 लामध्ये डावरी भाग लासुन व्हड पडलेले रिस्ता आहे. सदर  
 घटनास्थळा कडपा वडाची मोटर सायकल व्हिपो वड पावेडप ह.  
 म.म.26-BF-8211 हे असुन तिचे गुणसव नालेले रिस्ता  
 सदरचे मोटर सायकल, व म.म.26 B.F- घटनास्थळा वरगा  
 रिगा 00 लुपावणी कापी लड्यात घेठ्याना प्राली. सव व वरगा  
 वरगापी चालुसिमा पावना कुठिल पुमणे.  
 पुर्व देवशव पाटिल याचे वड व सगळे व्हडे पडलेले  
 कोरवारी ले मुळसरा जाणारे 15 फुटाचा डावरी शेड वहीना  
 कोरवारी ले मुळसरा जाणारे 15 फुटाचा डावरी शेड उत्तर  
 मुळसरा ले कोरवारी जाणारे 15 फुटाचा डावरी शेड  
 सदरचे पंचनामा प्राली रिस्ता पडिस्रीतीया  
 कशा रिता ले कडुश व वरगा आहे

सा.रा.पु.स.  
 पो.स्टे.ईलापुरा

5. Particulars of the victims (Attach separate sheet, if required):

बळीचा तपशील (आवश्यक असल्यास स्वतंत्र फॉर्म जोडावा):

| Sr. No. | Full Name             | Date / Year of Birth | Sex   | Nationality  | Religion | Whether SC / ST जाती/ जमाती | Occupation | Address           | Injury : Grievous/ Simple दुखापत गंभीर/साधी | Means साधने / हत्यारे |
|---------|-----------------------|----------------------|-------|--------------|----------|-----------------------------|------------|-------------------|---|-----------------------|
| अ. क्र. | संपूर्ण नाव           | जन्मतारीख/ वर्ष      | लिंग  | राष्ट्रीयत्व | धर्म     |                             | व्यवसाय    | पत्ता             |   |                       |
| 1       | 2                     | 3                    | *4    | *5           | *6       | *7                          | *8         | 9                 | 10  | 11                    |
| १)      | विठ्ठल दत्ता चव्हेर   | २०                   | पुरुष | भारतीय       | बौद्ध    | SC                          | मजुरी      | काळगाव ता. कापरी  | गंभीर                                       | अपघात                 |
| २)      | गौतम रामचंद्र चव्हेर  | २९                   | पुरुष | do           | do       | do                          | मजुरी      | काळगाव ता. कापरी  | do  | do                    |
| ३)      | दत्तात्रय सुबळ गाडेकर | ५२                   | पुरुष | do           | do       | do                          | मजुरी      | मुळव्या ता. कापरी | do  | do                    |

6. Motive of Crime :

गुन्ह्याचा हेतू : अपघात

7. Details of properties Stolen/Involved : [ Use appropriate prescribed forms (s) and attach ] :

चोरीच्या / अंतर्भूत मालमतेचा तपशील (योग्य नमुना वापरवा व सोबत जोडावा)

8. Description of the place of occurrence :

घटनेच्या जागेचे वर्णन :

आज शेती झाली पिकलेला हरत असताना पोलीस ठाणे अमलदार आसा कोळशी ने मुळव्या शेडवण अपघात झाल्याची माहिती फोनवर कळाल्याने आम्ही रवाना होऊन ३० वेळ ११:३० वाजता घटनास्थळी दाखल झालो घटनास्थळी आकाश पावलीपुत्री असता दोन इसम मूळ पावलेचे होते व एका अश्वमेधा शेरगारी ह्या शरणा बळीपुत्रा मेळे झाले. शेतात असलेले मूळ पावलेचा पैके विठ्ठल चव्हेर, गौतम चव्हेर या काळगाव ता. कापरी येथील अपघातस्थळी घेऊन जावता दत्तात्रय गाडेकर या मुळव्या अश्वमेधा येथे घेऊन परतून मूळ पावलेचा रोडागा सवकी दाखला. अपघातस्थळी रगत मध्ये पाळवळताना आले व आधी दोगा पया -

[ Continue ...

Order No 733/33 dated 16-6-41 and  
Order No L.G.D No 733/33, dated 11-12-47.  
(Vide Surgeon General with the Govt. of Maharashtra Bombay's  
letter No. FRM/1462/19357/1 dated 4-7-52)

C.M.67 e

Memorandum of a post-mortem examination held at PHC Islapur Dispensary Hospital  
on the dead body of Vijay Datta Dhutur of Village Islapur tal  
Umri City Umri  
Taluka Umri District Nandgaon by Dr. Nandgaon

I. General Particulars-

- (a) By whom was the corpse sent? P.S. Islapur, P.S.I. Jadhav
- (b) Name of place from which sent? Umri
- (c) Distance of place from which sent. 10 m.
- 2. By whom was the corpse brought? P.S.I. P.S. Islapur
- 3. By whom identified? Relatives and police
- 4. The date, hour and minute of its receipt. 05/11/12 at 10.30 am
- (a) The date, hour and minute of beginning post-mortem examination. 05/11/12 at 11.40 am
- (b) The date, hour and minute of ending post-mortem examination. 05/11/12 at 12.35 pm
- 5. Substance of accompanying Report from Police Officer or Magistrate, together with the date of death, if known. Supposed cause of death or reason, for examination. As per police inquest

[Signature]  
पोलीस निरीक्षक  
पो. स्टे. ईस्लपुर





10. Condition of body - Whether well nourished thin or emaciated - warm or cold.

well nourished  
cold

11. Rigor Mortis - Well-marked or absent; whether present in the whole body or part only.

well marked in whole  
body

12. Extent, and signs of decomposition, presence post-mortem lividity of buttocks, loins, back and thighs or any other part. Whether bullae present and the nature of their contained fluid. Condition of the cuticle.

No

13. Features - Whether natural or swollen, state of eyes, position of tongue, nature of fluid (if any) coming from mouth, nostrils or ears.

eye closed  
tongue inside mouth  
bleeding from mouth  
ear, nose

14. Condition of skin - Marks of blood, etc. In suspected drowning the presence or absence of cules, anserina to be noted.

*[Signature]*  
10 वा. पोलीस निरीक्षक  
पो. स्टे. इस्लापूर

6. If not examined at Dispensary or Hospital-

(a) Name of place where examined.

(b) Distance from Dispensary or Hospital:

(c) Reason why the body was not sent to the Dispensary or Hospital

Not applicable

II. External Examination-

7. Sex, apparent age, race or caste.

M, 26 yr


Description of clothes and of ornaments on the body

white shirt, white bonnet  
blue jeans, blue underwear  
white coloured head phones, hat

8. Condition of the clothes: Whether wet with water, stained with blood or soiled with vomit or faecal matter.

stained blood & mud

9. Special marks on the skin Such as scars, tattooing etc, any malformations, peculiarities, or other marks of identification. State of the teeth

Mole over  shoulder

In newly born infants, the length and ( if possible), the weight of the body to be recorded together with the state of the hair, nails and umbilical cord, its length, whether placenta is attached or not, if present, its size and condition.

III. Internal Examination-

19. Head

(i) Injuries under the scalp. their nature.

Haematoma of axilla & scalp over temporal region

(ii) Skull -- Vault and base-describe fractures, their sites, dimensions, directions, etc.

Temporal bones depressed in neck

(iii) Brain - The appearance of its coverings, size, weight and general condition of the organ itself and any abnormality found in its examination to be carefully noted (weight M. 3 gram F 2.75 grams).

congealed subdural haematoma over temporal & occipital region

20. Thorax -

(a) Walls, ribs, cartilages

3rd & 4th ribs 3rd side haematoma collar found

(b) Pleura

sternum intact congealed

(c) Larynx Trachea and Bronch.

(d) Right Lung

congealed

(e) Left Lung

congealed

(f) Pericardium

intact

(g) Heart with weight

congealed

(h) Large vessels

intact

(i) Additional remarks.

सहा पोलीस निरीक्षक पो. स्टे. ईलापुर

15. Injuries to external genitala  
Indication of purging.

No

16. Position of Limbs - Especially of arms and of fingers in suspected drowning the presence or absence of sand or earth within the nails or on the skin or hands and feet.

Both upper limbs flexed at elbow

Both lower limbs extended

17. Surface wounds and injuries- Their nature, position, dimensions (measured) and directions to be accurately stated- their probable age and causes to be noted.

1) Contusion over abd. hypochondrium 6x4 cm

If bruises be present what is the condition of the subcutaneous tissues?

2) Abrasion thigh lower limb

(N.B - (When injuries are numerous and cannot be mentioned within the space available they should be mentioned on a separate paper which should be signed)

3) Abrasion RT side over jaw bone

18. Other injuries discovered by external examination or palpation as fractures

4) Depressed fracture of cheek bone

5) RT jaw

6) RT cheek bone

7) 3rd & 4th ribs right side

(a) Can you say definitely that the injuries shown against serial Nos. 17 and 18 are ante - mortem injuries?

8) scalp depressed fracture temporal bone

Spinal Cord

not


opened


Opinion as to the cause  
probable cause of death.

Death due to haemorrhage  
shock following head injury and multiple injury  
due to RTA. (polytraum)

Dated:-

05/11/2017  
19

  
सहा.पोलिस निरीक्षक  
पो.स्टे.ईरवपुर

  
वैद्यकीय अधिकारी  
(Signature)  
पो.आ.के.ईरवपुर

The Spinal Cord need not be examined unless there are any indications of disease,  
Strychnia poisoning or injury.

Note :- The report must be written and signed immediately after the examination. Medical  
Officers will at once despatch a duplicate copy to the Civil Surgeon of their district  
for record in his office.

Great care should be taken not to cut the viscera before they have been inspected in situ.

21. Abdomen -

- Walls
- Peritoneum
- Cavity
- Buccal Cavity, teeth  
tongue and Pharynx.
- Esophagus
- Stomach and its contents
- Small intestine and its  
contents.
- Liver (with weight) and  
gall bladder.
- Pancreas and Suprarenals
- Spleen with weight
- Kidneys with weight
- Bladder
- Organs of generation

contused

congealed

haematoma found (colln of blood)

intest.

congealed  
empty

filled

congealed  
lacerated

6x1 cm

congealed

haematoma

5x1 cm, 5x2 cm

congealed

empty

Additional remarks with  
where possible, medical  
office's deduction from  
the state of the contents  
of the stomach as to  
time of death and last  
meal.

State which viscera (if  
any) have been retained  
for chemical examina-  
tion and also quote the  
numbers on the bottles  
containing the same.

more

than

24 h

No. 733/33, dated 16-6-47 and  
L.G.D No. 733/33, dated 11-12-47.  
(Vide Surgeon General with the Govt. of Maharashtra Bombay)  
letter No. FRM/1462/19357/1 dated 4-7-52)

C.M.67 e

Memorandum of a post-mortem examination held at PHC Islapur Dispensary Hospital,  
on the dead body of Ganpat Ramji Dhutur of Village Kalgam ta. Umr  
Umr Dhutur of City Umr  
Taluka Umr District Nanded by Dr. Bodewar P.P.

I. General Particulars-

- a) By whom was the corpse sent?
- b) Name of place from which sent.
- c) Distance of place from which sent.

P.S. Islapur k.m. Jadhav P.S.

2. By whom was the corpse brought?

P.S. Islapur k.m. Jadhav P.S.

3. By whom identified?

Police & relatives

4. The date, hour and minute of its receipt.

05/11/12 at 10:30 am

(a) The date, hour and minute of beginning post-mortem examination.

05/11/12 10:45 to 11:35 am

(b) The date, hour and minute of ending post-mortem examination.

05/11/12 11:35 am

5. Substance of accompanying Report from Police Officer or Magistrate, together with the date of death, if known. Supposed cause of death or reason, for examination.

As per police request

etc

10/17 (8)

No.

100117

19 वैद्यकीय अधिकारी

प्रा.आ.केंद्र ईलापूर ता.किर्लो

Place Dispensary  
Civil Hospital

PHC Ilapur

Forwarded to the Police Sub-Inspector ;

for information with reference to his No. 113 of 20 7 19

2. Viscera has been preserved, It may please be stated immediately whether examination by the Chemical Analyser is necessary or it is to be destroyed.

Dec 1  
वैद्यकीय अधिकारी  
Civil Surgeon or M. M. S. Officer.  
प्रा.आ.केंद्र ईलापूर ता.किर्लो

Copy forwarded with compliments to the Civil Surgeon,

for information.

Dec 1  
M. M. S. Officer  
प्रा.आ.केंद्र ईलापूर ता.किर्लो

Seen and examined by the Civil Surgeon,

on

Signature of the Civil Surgeon, (if any):

Civil Surgeon

17 25/11/17



Condition of body -  
Whether well-nourished,  
thin or emaciated, warm  
or cold.

well nourished  
cold

11. Heat Mortis - Well-marked,  
slight or absent; whether  
present in the whole  
body or part only.

developed in whole  
body

12. Extent, and signs of  
decomposition, presence  
post-mortem lividity of  
buttocks, loins, back and  
thighs or any other part.  
Whether bullae present  
and the nature of their  
contained fluid. Condi-  
tion of the cuticle.

No signs of decomposition seen

13. Features - Whether natural  
or swollen; state of  
eyes; position of tongue;  
nature of fluid (if any)  
coming from mouth; nos-  
trils or ears.

eyes closed  
Tongue inside mouth  
bleeding from nose  
and ears & mouth

14. Condition of skin - Marks  
of blood, etc. in suspect-  
ed drowning the presence  
or absence of cutes  
anserina to be noted.

6. If not examined at Dispensary or Hospital-

(a) Name of place where examined.

(b) Distance from Dispensary or Hospital.

(c) Reason why the body was not sent to the Dispensary or Hospital.

Not applicable

II. External Examination-

7. Sex, apparent age, race or caste.

M. 25yr

Description of clothes and of ornaments on the body

Violet coloured shirt  
blue jeans pant

8. Condition of the clothes: Whether wet with water, stained with blood or soiled with vomit or faecal matter.

red-kad' dosa green underwashed  
stained with blood & mud

9. Special marks on the skin Such as scars, tattooing, etc, any malformations, peculiarities, or other marks of identification. State of the teeth

(1) scar mark over forehead

In newly born infants, the length and (if possible), the weight of the body to be recorded together with the state of the hair, nails and umbilical cord, its length, whether placenta is attached or not, if present, its size and condition.

(2) mole over chest (2) side lower

*[Handwritten signature]*

सहा.पोलीस निरीक्षक  
पो.स्टे.ईस्लापुर

Internal Examination-

Head

(i) Injuries under the scalp. their nature.

depressed.  
temporal - occipital region of skull  
side

(ii) Skull -- Vault and base-describe fractures, their sites, dimensions, directions, etc.

Haematoma ⊕ over temporal occipital region of 5x3x1 cm

(iii) Brain - The appearance of its coverings, size, weight, and general condition of the organ itself and any abnormality found in its examination to be carefully noted (weight M. 3 gram F 2.75 grams).

Brain - intact  
congealed

20 Thorax -

(a) Walls, ribs, cartilages

intact

(b) Pleura

congealed collection of blood ↓ pleura

(c) Larynx Trachea and Bronch.

congealed

(d) Right Lung

congealed haematoma on cut section blood oozed

(e) Left Lung

congealed haematoma on cut section blood oozed

(f) Pericardium

intact congealed

(g) Heart with weight

congealed

(h) Large vessels

intact

(i) Additional remarks.

Haematoma collection ↓ sternum, ↓ trauma

15. Injuries to external genitala  
Indication of purging.

NO

16. Position of Limbs - Especially of arms and of fingers in suspected drowning the presence or absence of sand or earth within the nails or on the skin or hands and feet.

Both Lower limbs - extended  
(L) upper limb - extended  
(R) forearm - contusion mark

17. Surface wounds and injuries- Their nature, position, 'dimensions' (measured) and directions to be accurately stated- their probable age and causes to be noted.

1) CW knee 3x2x2cm  
(below knee)

If bruises be present what is the condition of the subcutaneous tissues?

2) CW scalp

( N.B - ( When injuries are numerous and cannot be mentioned within the space available they should be mentioned on a separate paper which should be signed)

3) CW ovary 4x2x1cm

18. Other injuries discovered by external examination or palpation as fractures

# R-U middle

# tempore occipital

*[Signature]*  
सहा पोलिस निरीक्षक  
पो.स्टे.इंस्टाण्ड

(a) Can you say definitely that the injuries shown against serial Nos.17 and 18 are ante - mortem injuries?

Yes

(7)

Cord

not opened

Opinion as to the cause  
probable cause of death:

Shock following Death due to haemorrhagic  
Head Polytrauma due to RTA  
injury

वैद्यकीय अधिकारी  
प्रा.आ.केंद्र इस्लापूर ता.किनवट

Dated: 05/11/1911

वैद्यकीय अधिकारी  
(Signature) नवट  
प्रा.आ.केंद्र इस्लापूर

The Spinal Cord need not be examined unless there are any indications of disease,  
Strychnia poisoning or injury.

Note :- The report must be written and signed immediately after the examination. Medical  
Officers will at once despatch a duplicate copy to the Civil Surgeon of their district  
for record in his office.

Great care should be taken not to cut the viscera before they have been inspected in situ.

21. Abdomen -

Walls

intact

Peritoneum

congealed

Cavity

filled w. blood

Buccal Cavity, teeth  
tongue and Pharynx.

intact

Desophagus

congealed

Stomach and its contents

empty

Small intestine and its  
contents.

filled

Liver (with weight) and  
gall bladder.

congealed

Pancreas and Suprarenals

congealed

Spleen with weight

haematomatous laceration

Kidneys with weight

congealed

Bladder

empty

Organs of generation

Additional remarks with  
where possible, medical  
office's deduction from  
the state of the contents  
of the stomach as to  
time of death and last  
meal.

7.24 hrs

Handwritten signature

Handwritten signature

सहा पोलीस निरीक्षक  
पो.स्टे.ईस्तापुर

State which viscera (if  
any) have been retained  
for chemical examina-  
tion and also quote the  
numbers on the bottles  
containing the same.

M.L.P.M.No.:- 997/17  
Dt:- 5/11/17

Memorandum of a post-mortem examination held at Dr. S.C.G.M.C. Nanded Dispensary Hospital

on the dead body of Datta Shatryghna Gadelcar Village Mulzara of Nanded City

Taluka Kinwat, District Nanded, by Dr. H.B. Deshpande

I. General Particulars

1. (a) By whom was the corpse sent?

- HC Boyas, 2818  
P.S. Nanded (Gramin)

(b) Name of place from which sent.

- Casualty  
Dr. S.C.G.M.C.  
Nanded

(c) Distance of place from which sent.

2. By whom was the corpse brought?

- PC Tidke, 1947  
P.S. Nanded  
(Gramin)

3. By whom identified?

4. The date, hour and minute of its receipt.

- on 4/11/17 at 11.45 pm

(a) The date, hour and minute of beginning post-mortem examination.

- on 5/11/17 at 6.00 am

(b) The date, hour and minute of ending post-mortem examination.

- on 5/11/17 at 7.00 am

5. Substance of accompanying Report from Police Officer or Magistrate, together with the date of death if known. Supposed cause of death or reason, for examination.

- As per police inquest of requisition, the deceased with history of road accident on 4/11/17 taken primary treatment at Isampur & then referred to Dr. S.C.G.M.C. Nanded where he declared brought dead.  
Date & time of death :- 4/11/17 at 22.25 hrs  
Supposed cause of death :- severely injured in accident

(8)

No. 09/17

19

Place Dispensary  
Civil Hospital

PHC Delapur

Forwarded to the Police Sub-Inspector;

P.O. Delapur

for information with reference to his No. 113 of 2017

2. Viscera has been preserved, It may please be stated immediately whether examination by the Chemical Analyser is necessary or it is to be destroyed.

*[Signature]*  
वेद्यकीय अधिकारी  
Civil Surgeon or M. M. S. Officer.

Copy forwarded with compliments to the Civil Surgeon,

for information.

Seen and examined by the Civil Surgeon,

*[Signature]*  
सहा पोलीस निरीक्षक  
पो. स्ट. इस्लामपुर

*[Signature]*  
M. M. S. Officer  
प्र.जा.केंद्र इस्लामपुर का डिवायट

Signature of the Civil Surgeon, (if any).

Civil Surgeon

29  
for 29/11/17



10. **Condition of body**—  
Whether well-nourished, thin  
or emaciated, warm or cold.

- Averagely nourished,  
Cold body

11. **Rigor Mortis**—Well-marked,  
slight or absent; whether  
present in the whole body or  
part only.

- Well marked.

12. **Extent and signs of decom-  
position, presence post-  
mortem lividity of buttocks,  
loins, back and thighs or any  
other part. Whether bullae  
present and the nature of  
their contained fluid.  
Condition of the cuticle.**

- No signs of decomposition

- Post mortem lividity present on  
Posterior aspect of body except  
at pressure areas, fixed.

13. **Features**—Whether natural  
or swollen, state of eyes,  
position of tongue; nature of  
fluid (if any) oozing from  
mouth, nostrils or ears.

- Features: Natural

Eyes - partially open

cornea - Hazy

Mouth - Closed

Tongue - Inside mouth

Dried blood stains present around  
mouth.

14. **Condition of skin**—Marks  
of blood etc. In suspected  
drowning the presence or  
absence of cutis anserina  
to be noted.

- Pale & dry

6. If not examined at Dispensary or Hospital—

(a) Name of place where examined.

(b) Distance from Dispensary or Hospital—

(c) Reason why the body was not sent to the Dispensary or Hospital.

Not applicable

Forward for information  
2. Viscer Analyser is not

II. External Examination—

7. Sex, apparent age, race or caste.

Male, 52 yrs

Description of clothes and of ornaments on the body.

one pink colored shirt, white baniyan, white pant & brown underwears present.

8. Condition of the clothes—

Whether wet with water, stained with blood or soiled with vomit or faecal matter.

Intact, shirt & baniyan stained with blood, handed over to P.C. on duty.

9. Special marks on the skin such as scars, tattooing etc., any malformations peculiarities, or other marks of identification.

State of the teeth.

Body identified by P.C. on duty.  
Teeth - intact, 16/16

*[Signature]*

सहा पोलीस निरीक्षक  
पो. स्टेशन, इलाहाबाद

In newly born infants, the length and (if possible), the weight of the body to be recorded together with the state of the hair, nails and umbilical cord, its length, whether placenta is attached or not, if present, its size and condition.

Not applicable

Copy for

Seen and

Remarks

Date, time and place

Signature

## III. Internal Examination—

## 9. Head—

- (i) Injuries under the scalp: their nature.  
- Underscap haematoma present on left parieto-temporal & occipital area of scalp, dark red.
- (ii) Skull—Vault and base: describe fractures, their sites, dimensions, directions, etc.  
- Intact, no fracture
- (iii) Brain—The appearance of its coverings, size, weight and general condition of the organ itself and any abnormality found in its examination to be carefully noted (weight M. 3 grams F. 2.75 grams).  
- Meninges - Intact  
- Subdural haematoma present on left parieto-temporal lobe of brain, red.  
- Diffuse subarachnoid haemorrhage present all over brain surface, red.  
- Multiple contusions present on basal aspect of left temporal & occipital lobes, red.

## 20. Thorax—

- (a) Walls, ribs, cartilages  
- 3<sup>rd</sup> to 7<sup>th</sup> ribs on right side at mid-clavicular line & 2<sup>nd</sup> to 6<sup>th</sup> ribs on left side at anterior axillary line fractured.
- (b) Pleura:  
- Teared corresponding with fractured ribs & about 400 ml blood present in each pleural cavity
- (c) Larynx, Trachea and Bronchi.  
- Intact, no foreign body
- (d) Right Lung  
(e) Left Lung  
- Pale, multiple contusions present corresponding with fractured ribs, red.
- (f) Pericardium  
- Intact
- (g) Heart with weight  
- Contusion present on apex of heart, of size 0.8 cm x 0.4 cm, red, scanty blood present in cavity
- (h) Large vessels  
- Intact
- (i) Additional remarks  
- Nil

15. Injuries to external genitals. Indication of purging.

- No injury  
- No purging

16. **Position of limbs**— Especially of arms and of fingers in suspected drowning the presence or absence of sand or earth within the nails or on the skin of hands and feet.

- Straight

17. **Surface wounds and injuries**— Their nature, position, dimensions (measured) and directions to be accurately stated, their probable age and causes to be noted.

If bruises be present what is the condition of the subcutaneous tissues?

(N.B.—When injuries are numerous and cannot be mentioned within the space available they should be mentioned on a separate paper which should be signed).

① Contusion present on left temporal area, of size 4 cm x 2 cm, red with swelling present in & around area of size 6 cm x 4 cm.

② Contusion present on left zygomatic area, of size 3 cm x 2 cm, red.

③ Contused abrasion present on front of neck, in midline, below thyroid cartilage, of size 1.5 cm x 1 cm, red.

④ Lacerated wound present on right thumb, palmar aspect, upper part, of size 1.2 cm x 0.5 cm x tissue deep, margins contused, red.

⑤ Contused abrasion present on postero-medial aspect of upper 1/3 of right leg, of size 2 cm x 1 cm, red.

18. Other injuries discovered by external examination or palpation as fractures etc.

- No fracture

(a) Can you say definitely that the injuries shown against serial Nos. 17 and 18 are ante mortem injuries?

- Yes, ante mortem

श. अ. अ. अ.  
[Signature]  
सि. पोलीस निरीक्षक  
पो. स्टे. ईस्लापुर

Spine and Spinal Cord

Intact, not opened.

Opinion as to the cause  
probable cause of death.

"Head injury with blunt trauma to chest"

Dr. H.B. Deshpande

Resident  
Dept. of Forensic Medicine  
Dr. S.C.G.M.C. Vishnupur  
Manded-431608

Dated

5/11/20

(Signature)

\*The Spinal Cord need not be examined unless there are any indications of disease, Strychnia poisoning or injury.

Note—The report must be written and signed immediately after the examination. Medical Officers will at once despatch a duplicate copy to the Civil Surgeon of their district for record in his office.

Great care should be taken not to cut the viscera before they have been inspected *in situ*.

21. Abdomen—

Walls

- Intact

Peritoneum

- Intact

Cavity

- No free fluid

Buccal Cavity, teeth, tongue and Pharynx.

- Intact, no foreign body

Esophagus

- Intact

Stomach and its contents

- Intact, empty, no abnormal smell perceived; mucosa pale

Small intestine and its contents.

- Intact, partly loaded with gases & faeces

Large intestine and its contents.

Liver (with weight) and gall bladder.

- Intact, pale

Pancreas and Suprarenals

- Intact, pale

Spleen with weight

- Intact, pale

Kidneys with weight

- Intact, pale

Bladder

- Intact

Organs of generations

- Intact

Additional remarks with where possible, medical officer's deduction from the state of the contents of the stomach as to time of death and last meal.

- Nil

State which viscera (if any) have been retained for chemical examination and also quote the numbers on the bottles containing the same.

- viscera not preserved

- Blood kept for detection & estimation of alcohol concentration

स्वास्थ्य  
[Signature]

सहा.पोलीस निरीक्षक  
पो.स्टे.ईस्लामपुर

P.M. No. :- 997/17

Dt. :- 5/11/17

Place Dispensary  
Civil Hospital

Dr. S.C.G.M.C.  
Nanded

Forwarded to the Police Sub-Inspector  
for information with reference to his No.

P.S. Nanded (Grooming)

2. Viscera has been preserved. It may please be stated **Immediately** whether examination by the Chemical  
Analyser is necessary or it is to be destroyed.

\* Blood kept for C.A.

*[Signature]*  
Dr. H. B. Deshpande  
Civil Surgeon or M. M. S. Officer  
Resident  
Dept. of Forensic Medicine  
Dr. S.C.G.M.C. Vishnugad  
Nanded-431006


Copy forwarded with compliments to the Civil Surgeon,

for information.

M. M. S. Officer

Seen and examined by the Civil Surgeon,

Remarks of the Civil Surgeon;



(if any)

*[Signature]*  
*[Signature]*

महाराष्ट्र पोलीस निरीक्षक  
पोस्ट ऑफिस

A-29/11/17

Civil Surgeon