

FORM COMP AA

(sec Rules 253 (c)] 254 (c) (iii), 254 (80 255 (1) (iv))

REPORT ABOUT THE MOTOR VEHICLES ACCIDENTS

1	Name of the Police Station	Nanded Rural
2	CR.NO./TAR No./SDE No.	117/2018 U/s 279, 338, 304(A) IPC
3	Date, Time and Place of the accident.	19/02/2018 at 22.00 hrs. Nanded to Naigaon Road Kakandi Tq. Nanded
4	Name of the Injured / Deceased	Manik Dattatrya pathak age 30 year R/o. Kundalwadi Tq. Biloli, Nanded
5	Name of Hospital to Which he/she was removed	Govt. Hospital Nanded
6	Number of vehicles and type of the vehicle	MH-26-B.C. 2498 Tractor
7	Name and address of the Driver of the vehicle with particulars or Driving License of the said Driver and the address of the Issuing Authority of the said Driving License. The number of Badge in case of Public Service Vehicle and the address of the Issuing Authority of the said Badge.	Shaikh Ahemad Shaikh Fajilsab age 32 year R/o. Kasrali Tq. Biloli Dist. Nanded MH-26- 20100019815 R.T.O. Nanded
8	Name and Address of the Owner of the vehicle as it stands on the date of the accident.	Ashok Santukrao Babre R/o. Narsi Tq. Naigaon
9	Name and address of the insurance Company with whom the vehicle was insured and the Divisional office of the said insurance Company.	Bajaj Allianz General Insurance Narsi Naigaon
10	Number of Insurance Policy/Insurance Certificate and the date of Validity of the insurance Policy/Insurance Certificate.	O.G. 18-2007-1811-000020421 10/09/2018
11	Action taken if any and the result there of	An offence has been registered against the accused. After completion of investigation Charge-sheet has been submitted.

Inspector of Police
Police Station Nanded Rural

अली प्रस, पम्पणी.
शा. म. औ. - (के) २५९

Form :

CRIME DETAILS FROM

घटनास्थळ पंचनामा / गुन्ह्याच्या तपशीलाचा नमुना

1. State महाराष्ट्र Dist नांदेड P. s. नांदेड (R) FIR/Proceeding /G.D.No 10111 Year 2018 Date 20/12/2018
राज्य महाराष्ट्र जिल्हा नांदेड पोलीस ठाणे नांदेड (R) पहिली खबर क्र. / कार्यवाही क्र. वर्ष तारीख
2. Act and Sections : 1) चोरी नोंद सादर दि. 19/10/2018 तक्रार क्र. 52/2018/50 अन्वये सात 1911
अधिनियम व कलमे : 2) चोरी नोंद सादर दि. 20/12/2018 तक्रार क्र. 07/18/2018 अन्वये सात 1911
3. The Place of Occurrence shown by : नांदेड अन्वये सात 1911/1802/52 अन्वये सात
घटनेचे ठिकाण दाखविण्याचे :

Name : अजंदा कळणे Father's /Husband's Name : परसराम कळणे
नाव : पित्याचे / पत्नीचे नांव :

Address : वय 35 वर्षे व्यवसाय शेती रा. सरेशाव ता. मुदरेवडे
पत्ता : त्रि. नांदेड

4. TYPE OF CRIME (All including M.O Crime) :

* गुन्ह्याचा प्रकार (गुन्ह्याच्या सर्व पद्धती सह) :

(i) Major Head : अपहान (ii) Classification of Major Head _____
प्रधान शीर्ष : प्रधान शीर्षचे वर्गीकरण :

(iii) Method (s) _____
पद्धती :

- 1 दुकानेचे हेडने गोर सामक्याने धाडक देऊन अपहान
2 _____
3 _____

(iv) *Conveyances used : दुकानेचे हेडने गोर
वापरलेली वाहने : वा. नं. 26, B.C. 2498

(v) *Character assumed : _____
केलेले वेशांतर / केलेली बतावणी :

(vi) *Language / S.lang.used : _____
वापरलेली भाषा / बोली भाषा :

(vii) *Special feature - 1 : _____
विशेष वैशिष्ट्य - १ :

(viii) *Special Feature - 2 : _____
विशेष वैशिष्ट्य - २ :

(ix) *Special Feature - 3 : _____
विशेष वैशिष्ट्य - ३ :

(x) *Type of place of Occurrence : _____
घटनेच्या ठिकाणाचा प्रकार :

(xi) *Type of Property Involved (4 Types) (Major head of the property to be filled)
अंतर्भूत मालमतेचे प्रकार :

- (1) _____ (2) _____
(3) _____ (4) _____

5. Particulars of the victims (Attach separate Sheet, if required) :

बळींचा तपशील (आवश्यक असल्यास स्वतंत्र कागद जोडावा) :

Sr. No.	Full Name संपूर्ण नांव	Date/Year of Birth जन्मतारीख/ वर्ष	Sex लिंग	Nationality राष्ट्रीयत्व	Religion धर्म	Whether SC/ST जाती जमाती	Occupation व्यवसाय	Address पत्ता	Injury : Grievous/ Simple दुखापत गंभीर साधी	Mea- सामने हत्या
1	2	3	4	5	6	7	8	9	10	11
1)	परमराम लखाराम कडक	55	♂	भारतीय	हिंदू	भारत	शेतकरी	रा. लखाराम ला. मुंबई जिल्हा मुंबई	गंभीर	
2)	मोहित हल्लात्रय पाठक	30	♂	भारतीय	हिंदू	भारत	शिंदींग सेवा	रा. कुंभकर्णी ला. विठोबा जिल्हा मुंबई	मध्यम	

6. Motive of Crime :

गुन्ह्याचा हेतू :

7. Details of properties stolen / Involved : (Use appropriate prescribed forms (s) and attach) :

चोरीच्या / संश्लेषित मालमत्तेचा तपशील (योग्य नमुना वापरवा व सोबत जोडावा) :

8. Description of the place of occurrence :

घटनेच्या जागेचा वर्णन :

आम्ही पो.व.क. डि.क. मुंबई/क.न. 1113 ने पोलीस ठाणे मुंबई, शिंदींग क्षेत्र, मोहित हल्लात्रय सहाय्य करीत येवणाऱ्या मोहित लखाराम लखाराम यांच्याकडे शिंदींग क्षेत्र, मुंबई येथील (उत्तरी) येथे समोर वाड्यात, कोनाकडे कुठिल कि, पोलीस ठाणे मुंबई शिंदींग क्षेत्र, मुंबई येथील परमराम लखाराम कडक वय 55 वर्षे रा. लखाराम ला. मुंबई जि. मुंबई येथील पो.व.क. डि. 19/1/2018, वेळ 21:58 रोजी 5PM को. 59 मधील शिंदींग क्षेत्र, मुंबई येथील 19/1/2018, PV/1802/50 अन्वये NPLC मालमत्तेची आदि. तसेच शिंदींग क्षेत्र, मुंबई हल्लात्रय पाठक वय 30 वर्षे रा. कुंभकर्णी ला. विठोबा जि. मुंबई

Contin

M.L.P.M.No.: - 169/18

C. M. 67 e.

Dt.: - 24/2/18

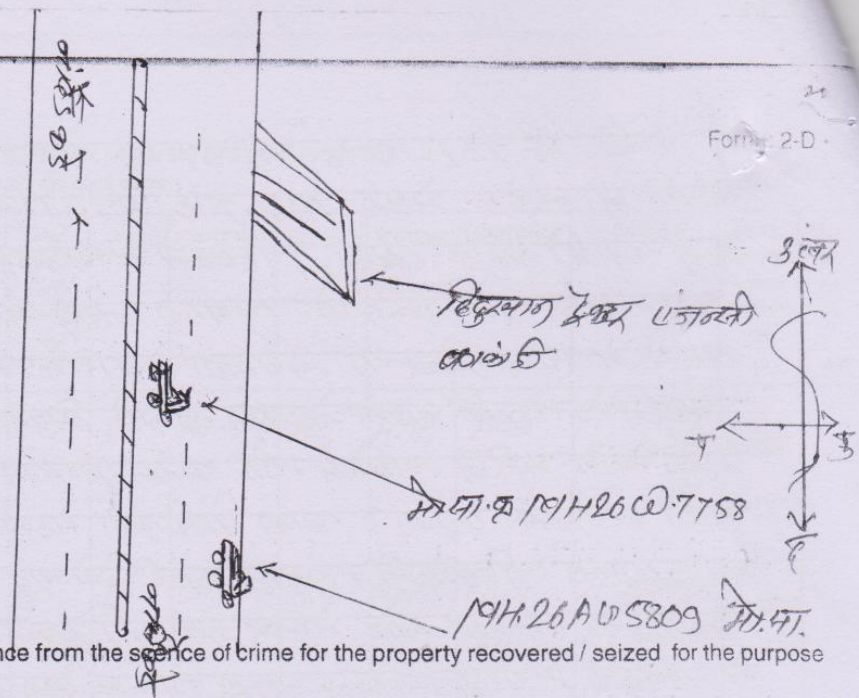
Memorandum of a post-mortem examination held at Dr. S. C. G. M. C. Nanded Dispensary Hospital
Manik Dattatray
on the dead body of Pathak of Village Kundalwadi
City

Taluka Pailoli, District Nanded, by Dr. H. B. Deshpande

I. General Particulars

1. (a) By whom was the corpse sent? - HC Molkle, 436
P. S. Nanded (Gramin)
- (b) Name of place from which sent. } - Casualty
Dr. S. C. G. M. C.
Nanded
- (c) Distance of place from which sent. }
2. By whom was the corpse brought? } - HC Molkle, 436
P. S. Nanded
(Gramin)
3. By whom identified? }
4. The date, hour and minute of its receipt. - 01/24/2/18 at 4.25 pm
- (a) The date, hour and minute of beginning post-mortem examination. - 05/24/2/18 at 4.45 pm
- (b) The date, hour and minute of ending post-mortem examination. - 07/24/2/18 at 5.45 pm
5. Substance of accompanying Report from Police Officer or Magistrate, together with the date of death if known. Supposed cause of death or reason, for examination. - As per police inquest & requisition, the deceased with history of road accident on 19/2/18 admitted in Yashwanth hospital, Nanded where he died on 24/2/18 at 11.30 hrs. Supposed cause of death :- Head injury

9. नकाशा / Map :



10. Description of physical evidence from the scene of crime for the property recovered / seized for the purpose of investigation :

तपासकांनी प्रत्यक्ष पुरावा म्हणून गुन्त्याच्या जागेवरून मिळविलेल्या / जप्त केलेल्या मालमत्तेचे वर्णन :

11. Date and Time of Panchnama
 घटनास्थळ पंचनाम्याची दिनांक : 20/02/2018 Time वेळ 08:00 to ते 09:00 पर्यंत

12. Name of Panchas पंचाची नांव : _____ Signature of Panchas पंचाच्या सहा _____

1. सुभाकर शेख काकांडी _____
 Full Address पुर्ण पत्ता : कम 38-वर्ष अवकाश शेख 21. काकांडी ला. जि. नांदेड.

2. सुभाकर शेख काकांडी _____
 Full Address पुर्ण पत्ता : कम 38-वर्ष अवकाश शेख 21. काकांडी ला. जि. नांदेड.

Name and Signature of Investigation Officer
 तपासक अमलदाराची सहा _____
 Name : ड. के. डे. डे. डे.
 नांव : _____
 Rank : पो. व. क. B.No. If any व. न. 1113
 पदनाम : _____

Date : 20/02/2018
 दिनांक : _____

10. **Condition of body**—Whether well-nourished, thin or emaciated, warm or cold.

- Averagely nourished,
cold body

11. **Rigor Mortis**—Well-marked, slight or absent; whether present in the whole body or part only.

- Partially present in all parts
of the body.

12. **Extent and signs of decomposition**, presence post-mortem lividity of buttocks, loins, back and thighs or any other part. Whether bullae present and the nature of their contained fluid. Condition of the cuticle.

- No signs of decomposition
- Post mortem lividity present
on posterior aspect of body except
at pressure areas, not fixed.

13. **Features**—Whether natural or swollen, state of eyes, position of tongue: nature of fluid (if any) oozing from mouth, nostrils or ears.

- Features - natural
Eyes - closed
Cornea - Hazy
Mouth - closed
Tongue - Inside mouth
No oozing present.

14. **Condition of skin**—Marks of blood etc. In suspected drowning the presence or absence of cutaneous anserina to be noted.

- Pale & dry

III. Internal Examination—

19. Head—

- (i) Injuries under the scalp, their nature. - Underscap haemorrhage present on left fronto-parieto-temporal area.
- (ii) Skull—Vault and base—describe fractures, their sites, dimensions, directions, etc. - Fracture of left orbital plate present
- (iii) Brain—The appearance of its coverings, size, weight and general condition of the organ itself and any abnormality found in its examination to be carefully noted (weight M. 3 grams F. 2.75 grams). - Brain - oedematous, congested
- subdural haemorrhage present on left fronto-parieto-temporal lobe, red.
- Subarachnoid haemorrhage present diffusely all over brain surface
- Multiple contusions present on anterior aspect of left frontal lobe & basal aspect of left temporal lobe, red.

20. Thorax—

- (a) Walls, ribs, cartilages - Intact, no fracture
- (b) Pleura - Intact
- (c) Larynx, Trachea and Bronchi. - Intact, no foreign body
- (d) Right Lung } - Intact, congested
- (e) Left Lung } - Intact
- (f) Pericardium - Intact
- (g) Heart with weight - Intact, blood & blood clots present
- (h) Large vessels - Intact
- (i) Additional remarks. - Nil

15. Injuries to external genitals. Indication of purging.

→ No injury
No purging
→ Straight

16. **Position of limbs**— Especially of arms and of fingers in suspected drowning the presence or absence of sand or earth within the nails or on the skin of hands and feet.

17. **Surface wounds and injuries**— Their nature, position, dimensions (measured) and directions to be accurately stated—their probable age and causes to be noted.

If bruises be present what is the condition of the subcutaneous tissues?

(N.B.—(When injuries are numerous and cannot be mentioned within the space available they should be mentioned on a separate paper which should be signed).

18. Other injuries discovered by external examination or palpation as fractures etc.

↳ Fracture of nasal bone present on palpation.

(a) Can you say definitely that the injuries shown against serial Nos. 17 and 18 are ante mortem injuries?

- ① Periorbital haemorrhage present around left eye, of size 3.5cm x 2cm, brown to black.
- ② stapled wound present on left frontal area, of length 6cm with 10 staples present in situ. on opening, lacerated wound of size 6cm x 2.2cm x scalp deep present.
- ③ stapled wound present on left side of forehead, situated 3cm above left eyebrow, of length 3.5cm, 2 staples present in situ, on opening, lacerated wound of size 3.5cm x 1.2cm x scalp deep present.
- ④ stapled wound present on left eyebrow, of length 5cm with 7 staples present in situ. on opening, lacerated wound of size 5cm x 1.2cm x muscle bone deep present.
- ⑤ sutured wound present 0.5cm lateral to injury no. ④ of length 2.5cm with 3 sutures present in situ. on opening, lacerated wound of size 2.5cm x 1cm x muscle deep present.
- ⑥ sutured wound present on left zygomatic area, of length 5cm, 4 sutures present in situ. on opening, lacerated wound of size 5cm x 2cm x bone deep present with fracture of underlying zygomatic bone.
- ⑦ Contused abrasion present on right forehead, of size 3cm x 2cm, brown to black scab present.
- ⑧ Graze abrasion present on left shoulder, directed horizontally from left to right, of size 5cm x 2.5cm with brown to black scab present.
- ⑨ Contused abrasion present on left knee, of size 4cm x 1.5cm with brown to black scab present.
- ⑩ sutured wound present on anterior lateral aspect of upper 1/3rd of left leg, obliquely placed, of length 6cm with 4 sutures present in situ. on opening, lacerated wound of size 6cm x 2.5cm x bone deep present with fracture of underlying both tibia & fibula bones.
- ⑪ Traheostomy wound present on front of neck, in midline


→ Yes, ante mortem

22. Spine and Spinal Cord—

Intact, not opened

Opinion as to the cause
probable cause of death.

- "Head injury"



Dr. H. B. Deshpande

Dr. S. C. G. ...
Wanded-431608

Dated 24/2/18 20

(Signature)

*The Spinal Cord need not be examined unless there are any indications of disease, Strychnia poisoning or injury.
Note—The report must be written and signed immediately after the examination. Medical Officers will at once despatch a duplicate copy to the Civil Surgeon of their district for record in his office.
Great care should be taken not to cut the viscera before they have been inspected *in situ*.

21. **Abdomen**—

- Walls - Intact
- Peritoneum - Intact
- Cavity - No free fluid
- Buccal Cavity, teeth, tongue and Pharynx. - Intact, no foreign body
- Desophagus - Intact
- Stomach and its contents - Intact, contain about 50 ml yellowish colored fluid, no abnormal smell perceived, mucosa congested
- Small intestine and its contents. } - Intact, partly loaded with gases & feces
- Large intestine and its contents. }
- Liver (with weight) and gall bladder. } - Intact, congested
- Pancreas and Suprarenals }
- Spleen with weight }
- Kidneys with weight }
- Bladder - Intact
- Organs of generations - Intact
- Additional remarks with where possible, medical officer's deduction from the state of the contents of the stomach as to time of death and last meal. - Nil
- State which viscera (if any) have been retained for chemical examination and also quote the numbers on the bottles containing the same. - Viscera not preserved

MEDICO LEGAL CERTIFICATE

To, **THE POLICE INSPECTOR**

Tq. Nanded Dist. Nanded

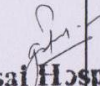
Name of Injured Ratne Parasuram Saitharam

Identification Marks is more over P-fracture in mid axillary line
Hyperpigmented Patch lateral side of nipple

DoA: 19/11/18
SDD: 20/12/18

Age: 57 Sex M
No. PV 71502150
Dated 19/11/18

Sr. No.	Name of injury	Site & Part of body on which injury inflicted	Size-shape & Margine & direction	Age	Type of weapon used	Nature of Injured	REMARKS
1)	CLW	① frontal region	5x2x2cm	from	Hand Blunt	Simple	
2)	CLW	② eye lid	3x2x2cm	from	Hand Blunt	Simple	
3)	fracture	Distal Phalanx. ① middle finger		from	Hand Blunt	gunshot	
4)		② eye optic nerve injury		from	Hand Blunt	gunshot	
5)	or Sw Brain 19/11/18 face - 19/11/18	Depressed fracture at ① Frontal bone with cerebral contusion. multiple fracture of ② maxillary bone & Post. wall with with # Unusual bones & tarsal orbital wall.	frontal - contusion collection in sinus & tarsal maxilla	from	Hand Blunt	gunshot	


Yashasai Hospital
 Neurosurgical and Trauma Care Centre
 'Yashod Heights' opp Nagarkhanna Public School
 Kautla, Nanded-40 603 Ph. 02-5014610

P. M. No. :- 169/18

20

DT :- 24/2/18

Place Dispensary Dr. S.C.G.M.C
Civil Hospital Nanded

20

Forwarded to the Police Sub-inspector

P. S. Nanded (Grantin)

for information with reference to his No.

of

20

2. ~~Viscera~~ ~~has been preserved.~~ It may please be stated ~~immediately~~ whether examination by the Chemical Analyser is necessary or it is to be destroyed.

Dr. H. B. Deshpande

~~Civil Surgeon~~ or M. M. S. Officer

Dept. of Forensic Medicine

Dr. S.C.G. M.C. Vishnuguri,

Nanded-431009.

Copy forwarded with compliments to the Civil Surgeon,

for information.

M. M. S. Officer

Seen and examined by the Civil Surgeon,

on

20

Remarks of the Civil Surgeon,

(if any)

Civil Surgeon