

FORM COMP AA
(sec Rules 253 (c), 254 (c) (iii), 254 (80 255 (1) (iv))
REPORT ABOUT THE MOTOR VEHICLES ACCIDENTS

1	Name of the Police Station	Barad dist.Nanded
2	CR.NO./TAR No./SDE No.	18/2023 U/S 279,337,338,304(a) of I.P.C
3	Date, Time and Place of the accident.	12/03/2023 at 17.30 hrs Barad to Lahan road near Barad Tq.Mudkhe dist. Nanded.
4	Name of the Injured / Deceased	1)Sunil Pralhadrao Jadhav age 30 year r/o Tondapur Tq. Kalamnuri dist. Hingoli 2)Akshay Balaji Pawar age 09 year r/o Amarabad tq. Ardhapur dist. Nanded injued three
5	Name of Hospital to Which he/she was removed	Govt. Hospital Barad / Nanded Yashosai Hospital Nanded
6	Number of vehicles and type of the vehicle	MH 38 AA 6711 Motor cycle
7	Name and address of the Driver of the vehicle with particulars or Driving License of the said Driver and the address of the Issuing Authority of the said Driving License. The number of Badge in case of Public Service Vehicle and the address of the Issuing Authority of the said Badge.	Sunil Pralhadrao Jadhav age 30 year r/o Tondapur Tq. Kalamnuri dist. Hingoli MH 38 20120004016 RTO Hingoli
8	Name and Address of the Owner of the vehicle as it stands on the date of the accident.	Mukesh Devidas Kamble r/o Bhimnagar Bhokar tq. Bhokar dist. Nanded
9	Name and address of the insurance Company with whom the vehicle was insured and the Divisional office of the said insurance Company.	CICIC Lombard general Insurance comp.ltd.
10	Number of Insurance Policy/ Insurance Certificate and the date of Validity of the insurance Policy/ Insurance Certificate.	3005/48751288/11350/000 01/08/2025
11	Action taken if any and the result there of	An offence has been registered against the accused. After completion of investigation Charge-sheet has been submitted.

Inspector of Police
Police Station Barad
Dist. Nanded (M.S)

सुभाष ग्यानबाजी वानोळे वय 56 वर्षे व्यवसाय नौकरी पोलीस उप निरीक्षक पोलीस ठाणे बारड मो. नं. 8208506753.

सरकार तर्फे फिर्यादी होवुन फिर्याद देतो की, मी पोलीस ठाणे बारड येथे सुमारे दोन वर्षांपासुन पोलीस उप निरीक्षक म्हणुन नेमणुकीस असुन दुय्यम पदावर कामकाज पाहतो.

दिनांक 12/03/2023 रोजी कर्तव्यावर हजर असताना गजानन पंडीतराव देशमुख रा. बारडवाडी ता. मुदखेड यांच्याकडुन माहिती मिळाली की, मौ. बारडवाडी परिसरातील ग्रामपंचायत कार्यालय बारड ची सार्वजणीक विहीरीजवळील रोडवर 17.30 अपघात झाला असल्याचे समजले वरुन मी व माझे सोबत पो.हे.कॉ./901 भुरे चालक पोहेकॉ/1973 पठाण असे पोलीस ठाणे दैनंदिनी नोंद क्र. 10 वेळ 17:55 वा. शासकिय वाहणाने रवाना होवुन अपघात स्थळी पोहचलो. तेंव्हा तेथे दोन्ही मोटारसायकल समोरासमोरुन धडक दिल्याने अपघात होवुन एक जण जागीच ठार झाला होता. तर इतर चार जण गंभिर जखमी अवस्थेत पडलेले होते. त्यानंतर आम्ही सर्वांना हॉस्पिटलमध्ये रवाना केले. त्यानंतर सदर घटनास्थळाचा दोन पंचासमक्ष घटनास्थळ पंचनामा केला. तसेच ग्रा. रु. बारड येथे जावुन मयताचा इन्क्वेस्ट पंचनामा करुन सदर प्रेतावर शवविच्छेन वैद्यकिय अधिकारी बारड यांचे कडुन करुन घेतले. त्यानंतर आम्ही सदर अपघाताबाबत अधिकची माहिती घेतली असता मला असे समजले की, मोटार सायकल क्र. एम.एच. 26 एल. 9783 बजाज प्लाटीना चा चालक बाळु ऊर्फ बालाजी मोहन पवार वय 35 वर्षे रा. आमराबाद तांडा हा त्याची पत्नी सागरबाई बाळु ऊर्फ बालाजी पवार वय 30 वर्षे व मुलगा अक्षद बाळु ऊर्फ बालाजी पवार वय 09 वर्षे यांच्यासह वरुड तांडा ता. कळमणुरी येथुन आमराबाद तांडा येथे येत होता. जेंव्हा बारडवाडी येथिल ग्रामपंचायत कार्यालय बारड ची सार्वजणीक विहीरीजवळील रोडवर आला त्याचवेळी मोटार सायकल क्र. एम.एच. 38 ए.ए. 6711 स्प्लेंडर प्लस चा चालक सुनिल प्रल्हादराव जाधव वय 30 वर्षे रा. तोंडापुर ता. कळमणुरी जि. हिंगोली हा पत्नी वणदेवी ऊर्फ दिव्या सुनिल जाधव वय 22 वर्षे हिच्यासह भोकर जवळील थेरबन येथुन तोंडापुर कडे बारडवाडी मार्गे जात होता. तेंव्हा एम.एच. 38 ए.ए. 6711 स्प्लेंडर प्लस चा चालक याने त्याच्या ताब्यातील मोटारसायकल भरधाव वेगाने व निष्काळजिपणाने चालवुन एम.एच. 26 एल. 9783 बजाज प्लाटीना या मोटारसायकलला जोरात धडक दिली. यामध्ये गंभिर अपघात झाला व स्वतः मो.सा. क्र. एम.एच. 38 ए.ए. 6711 स्प्लेंडर प्लस चा चालक सुनिल प्रल्हादराव जाधव हा जागीच मरण पावला तर सदर दोन्ही वाहणावरील इतर जखमी मधील वणदेवी ऊर्फ दिव्या सुनिल जाधव, बाळु ऊर्फ बालाजी मोहन पवार, सागरबाई बाळु ऊर्फ बालाजी पवार व अक्षद बाळु ऊर्फ बालाजी पवार हे गंभिर जखमी झाल्याने त्यांना उपचाराकामी नांदेड येथिल हॉस्पिटल मध्ये ऍडमिट केले असता त्याच दिवशी 20.30 वा. उपचारादरम्यान अक्षद बाळु ऊर्फ बालाजी पवार हा आधार हॉस्पिटल नांदेड येथे मयत झाला आहे.

तरी मोटारसायकल क्र. एम.एच. 38 ए.ए. 6711 चा चालक सुनिल प्रल्हाद जाधव याने त्याच्या ताब्यातील मोटारसायकल हयगयीने व निष्काळजिपणाने भरधाव वेगात चालवुन त्याचे समोरुन येणारी मो.सा. एम.एच. 26 एल. 9783 बजाज प्लाटीना या मोटारसायकलला धडक देवुन त्याच्या स्वतःच्या व अक्षद बाळु ऊर्फ बालाजी पवार यांचे मरणास तसेच वणदेवी ऊर्फ दिव्या सुनिल जाधव, बाळु ऊर्फ बालाजी मोहन पवार व सागरबाई बाळु ऊर्फ बालाजी पवार यांना गंभिर दुखापती होण्यास कारणीभुत ठरला आहे. म्हणुन माझी यातील मयत मो.सा. चालक एम.एच. 38 ए.ए. 6711 सुनिल प्रल्हाद जाधव याचे विरुद्ध कलम 279, 337, 338, 304(अ)भा.द.वी. सह कलम 184 मो.वा.का. प्रमाणे कायदेशिर तक्रार आहे.

हि फिर्याद दिली आहे.

दि. 19/03/2023 रोजी 23.37 वा.

र.स. क्र. 21 वर अ.र.नं. 18/2023

कलम 279, 304(अ), 337, 338 भा.द.वी.

सह कलम 184 मो.वा.का. प्रमाणे कायदेशिर

कलम तपासणी स.पो.नि.सी. तुगावे,

यांचे कडे दिव.

सहा पोलीस निरीक्षक
पो.स्टे बारड

CRIME DETAILS FORM

गुन्ह्याच्या तपशिलाचा नमुना/घटनास्थळ पंचनामा

राज्य- महाराष्ट्र जिल्हा- नांदेड तालुका मुदयेड पोलीस ठाणे- बारड
 State Dist. Taluka Police Station
 1) पहिली खबर क्र./कार्यवाही/ठा.दे. क्र. २६५.६. १० वे १७.५५ वर्षे दिनांक १२/०३/२०२३
 FIR/Proceeing/G.D. No. Year Date

2) अधिनियम व कलमे- २७९, ३०४(अ), ३३७, ३३८ भाषांघे
 Act & Sections

3) घटनेचे ठिकाण दाखविणाऱ्याचे : (The Place Of Occurrence Shown by)

नाव - राजाराम देशमुख वडीलाचे/पतीचे नाव - पंडीतराव देशमुख
 Name Fathers/Husbands Name

वय - ४० वर्षे व्यवसाय - शेती पत्ता - बारडवाडी ता. मुदयेड.
 Age year Occupation Address

4) गुन्ह्याचा प्रकार(गुन्ह्याच्या सर्व पद्धतीसह): TYPE OF CRIME (All including M.O. Crime):

i) प्रथम शिर्ष प्राणांतिक अपघात ii) प्रथम शिर्षाचे वर्गीकरण

Major Head

Classification of Major Head(Minor Head)

iii) पद्धती Method (s):

1) चमकवून वाहन चालवून लगेचच घेणारे वाहनास धडक देऊन जखमीर घुसवणी व मरणास कारणीभूत ठरणे.

iv) वापरलेली वाहने स्पेडर प्लस मो.सा.क्र. MH 38 AA 67 II व बाजा (मॅट्रिन) मो.सा. क्र. MH 26 L 97 83
 Conveyances Used

v) केलेले वेषांतर केलेली बतावणी

Character Assumed

vi) वापरलेली भाषा/बोली भाषा

Language/Slang Used

vii) विशेष वैशिष्ट्य-1

Special Feature-1

viii) विशेष वैशिष्ट्य-2

Special Feature-2

ix) विशेष वैशिष्ट्य-3

Special Feature-3

x) घटनेच्या ठिकाणाचा प्रकार

Type of Place of Occurrence

बारड न हावेगाव गाजादे रोडवर सामुपयात बारड च साव
 विहीरीगवळ बारडवाडी तिवार ता. मुदयेड

संपत्ती

xi) अंतर्भूत मालमत्तेचे प्रकार Type of Property Involved 4 Types (Major head of the Property to be Filled)-

सहा पोलीस निरीक्षक

पो स्टे बारड

पंचाच्या सहा Sign. Of Panchas 1)

2)

तपासीक अधि./अंम. ची सही Sogn of I.O.

Particulars of the victims (attach separate sheet, if Required)

Form.II

अ. क्र. SR No.	संपूर्ण नाव Full Name	जन्मतारीख /वर्ष Date of Birth/Year	लिंग Sex	राष्ट्रीयत्व Nationality	धर्म Religion	जाती/ जमाती Whether SC/ST	व्यवसाय Occupation	पत्ता Address	दुखापत गंभीर/ साधी Inujury/Gnevo us/ Simple	10
1	2	3	4	5	6	7	8	9		
1	सुनिमि पन्हाद गांधव	30	पु.	भारतीय	हिन्दु	जमाती	शेत	तोंडापुर तांडा ना. कळमसुरी जि. हिंगोळी	गंभीर दुखापत	मोठे अपराध
2	बाबु उर्फ बाळाजी मोहन पवार	35	पु.	भारतीय	हिन्दु	जमाती	शेत	आमराबाद तांडा ना. भादापुर	गंभीर दुखापत	मोठे अपराध
3	सागरबाई बाबु उर्फ बाळाजी पवार	30	स्त्री	भारतीय	हिन्दु	जमाती	घरकाम	आमराबाद तांडा ना. भादापुर	गंभीर दुखापत	मोठे अपराध
4	अर्काद बाबु उर्फ बाळाजी पवार	09	पु.	भारतीय	हिन्दु	जमाती	शिकीण	आमराबाद तांडा ना. भादापुर	गंभीर दुखापत	मोठे अपराध
5	वनदेवी उर्फ दिव्या सुनिक गांधव	22	स्त्री	भारतीय	हिन्दु	जमाती	घरकाम	तोंडापुर तांडा ना. कळमसुरी जि. हिंगोळी	गंभीर दुखापत	मोठे अपराध

6) गुन्ह्याचा हेतु :-

Motive of Crime

ह्यागामी वाहन चोरण्यात यशस्वी झालेले वाहनात घटक देऊन गंभीर दुखापती व मरणास कारणीभूत ठेवणे.

चिंच्या सहाय्य Sign. Of Panchas 1)

2) तपासीक अधि./अंम. ची सही Sogn of I.O.

चोरीच्या/ अंतर्भूत मालमत्तेचा तपशिल (योग्य नमुना वापरावा व सोबत जोडावा)
 Details of Properties Stolen/Involved [Use Appropriate Prescribed Form (s) and Attach]

कायदेशीर तपशिल 1979
 1979 5x 11

वाहक्या पंचांगी पोलीस ठाणे बाराय येथील पोस्टमन एल.जी. वजोळे यांनी बाराय ते
 माळेगाव रोडवर बारायवाडी शिवार ना. पुढाये येथे बॉम्बवुन कळविणे वी, अजरोमी खबर
 रिकामा दोन मोटार सायकलीची सनोरसलमोर घडक होणुन अपघात झाला थळुन लखर
 सायकलामध्ये एक इतर गाडीस मारण पावला थळुन इतर चार जण जखमी झालेले होते.
 सदर रिकाम्या घटनाथळ पंचगमा करणे आहे. तरी कापण पंच थळुन लखरी हजर पावे.
 जखे कळविणे वरुन काळी पंच पंच थळुन लखरी हजर माझे.
 घटनाथळीवर हजर झालेले व लखर घटनेची माहिती पोलीसांना देणारे ज्ञानान
 पंडीतराव वेशामुथ वधु ५० वर्षे वयस्थान वीना ना. बारायवाडी ना. पुढाये यांनी त्यांना
 प्रथम थळुन घटनेची थोडक्यात इकीण सांगितली वी, तांक दि. 12/03/2022 रोजी
 मी सायकली 17:30 वा. हजाराय मी माल सोता हजर कुलागा माले शताळगा मालेथळी
 बारायते माळेगाव गावारे रोडवर उभापयाफक बाराय ते साके विहीरीजवळ अमानक कोन
 वाहक्याची घडक लागण्याचा मोठा धावाग झाल्या मी तथे जावुन पाहिले तवता कोन
 मोटार सायकलीची सनोरसलमोर घडक होणुन एका मोटार सायकली वरील एक महिला, एक
 मुल व त्यांना थळुगा जमीने जखमी तसेच दुसऱ्या मोटार सायकल वरील एक महिला
 जखीत जखमी झाली व तिचा चाकक एक इतर गाडी डेफाल गुमेरि मार जावुन जखीत
 इतर गाडी तसेच दोन्ही मोटारसायकली घडक लागण्याते वरुन कुसमाग साकेले दिवले
 तेन्ही मी तात्काळ पोलीस स्थानला मोग करुन माहिती दिली. दोन्ही मोटार सायकलीची
 सनोरसलमोर घडक झाली ती मगा जीन फोडू थळुन घटनाथळ दाखविले.
 सदर घटनाथळु हे सांगे बारायवाडी गावने ओठ शिवारीगीठ उभापयाफक
 बाराय ते साकेजिक विहीरी जवळ बाराय ते बारायवाडी - माळेगाव मार्गे अहाण येथे
 हागाय रोडच्या मधोमधे दिवता थळुन लखर घटनाथळी 25 फुट रुंदीचा वाहणीतार
 डावरी रोड आहे. सदर रोडच्या दोन्ही बाजुल पांढऱ्या रंगाच्या कर्बड रेषा मारलेल्या
 दिवता थळुन रोडच्या मधोमधे पांढऱ्या रंगाच्या तुटक तुटक रेषा रेषा मारलेल्या
 दिवता थळुन लखर रोडच्या दोन्ही बाजुल गिठो पुरताच फडा मारलेल्या आहेत.
 लखर ठिकाणामे दक्षिण बाजुल विहीरीच्या सांडपाण्याचा नालावरील पुस दिवता आहे.
 लखे वरुन काही काही उतरावर बारायवाडी गाव दिवता आहे. रोडवर दक्षिणल कडेचा
 ठिकाणरीक लवतेले दिवता आहे. लखर रस्ताचे मधोमधे रका सांडतेले दिवता
 थळुन मोटार सायकलीच्या घडक थुले वाहणीमे थुले मीज रोडवर विद्युरतेले
 दिवता आहे. दक्षिण बाजुल मासा पुरीत वतात क. म. म. 26 L 9783 ही गाडी
 गाडी पडथुले दिवता आहे लखर मो. ला. ये लगेरीठे डोक व हेड लाईट थळुन
 थुला जावुन लखर दोन्ही डोकथर तुटतेले आहे व वरुन डाव्याबाजुल पुढापणे वाकतेले
 आहे. लखे उत्तर बाजुल एक मो. ला. खोडर लखे क. म. म. 38 AA 6711 ही पडतेले
 दिवता आहे लखर मालाम सनोरसलमोर डोक व हेड लाईट थळुन थुला जावुन आहे. दोन्ही
 पडतेले तुटतेले व वरुन डाव्याबाजुल वाकुन थपटतेले आहे. लखर मालाम पुढेपणे
 लखर लखर दोन्ही मोटार सायकली पाळीजनी मातेले लखरी उडक्याने लपालफानीजक
 केला आहे.

सदर घटनाथळी एक इतर गाडी डेफाल गुमेरि मार जावुन अपघातथळ
 दिवता आहे. लखे लखे लोका थळुन ते लखी पती व नंदेवा उम
 पंचायी सही (Sign. Of Panchas) 2) तपासीक अधि./अंम. ची सही Sogn of I.O.

सहा पोलीस निरीक्षक

continue next page

8) घटनेच्या जागेचे वर्णन (Description Of the Place Of Occurrence) :-

दिल्या खुर्चिड जाणवत आहे २२ वर्षे दिले जेव्हास व जेव्हास मार लागू झाल्या
प्रकरणे दिले - को. मा. ला. क्र. २६२९७४३ चा चाठक बाहु एम बाणजी मो
पवार यास जेव्हास व जेव्हास मार लागू झाल्या दिले को. मा. ला. क्र. २६२९७४३
दोघे घटना घडल्या त्याची पूर्वी सांगण्यात आले व पुढील अर्थ हे गंभीर जखमी झाले
पडले दिले को. मा. ला. क्र. २६२९७४३ चा चाठक बाहु एम बाणजी मो
को. मा. ला. क्र. २६२९७४३ चा चाठक बाहु एम बाणजी मो
येथे सांगितले आहे.

सदर घटनास्थळाची पहाणी करून राडेवर बरेच दिवसांनी दिसून आले
तसेच वाहनाचे धडकलेले भाग पुढील भागात सापडले आहेत.




- सदर घटनास्थळाची पहाणी पाहिली -
- पुढील - अविनाश रामराव देशमुख यांचे गृह पिकाय कोठे व त्यांचा नावाचा कोठे
- पश्चिम - रामपंथान बायल यांचे कार्यालय विकाय कोठे व गांधीराज अर्ज कोठे
- दक्षिण - दक्षिणालाद गांधी बायल यांचे कार्यालय कोठे व दक्षिण बायल
- उत्तरे - उत्तर दक्षिण गांधी बायल यांचे कार्यालय कोठे व उत्तरे बायल कोठे

सदर घटनास्थळाची अक्षांश १९.२५१९९० व रेखांश ७७.५६१२६६ प्रमाणे
सदर घटनास्थळाची पंचनाम हाथी पोलीस व पंचनाम उडकवाणीपासून शेवट
पुढील कोठे राहुन दिलेला परिचितिय कोठा न राखे व पार कोठे

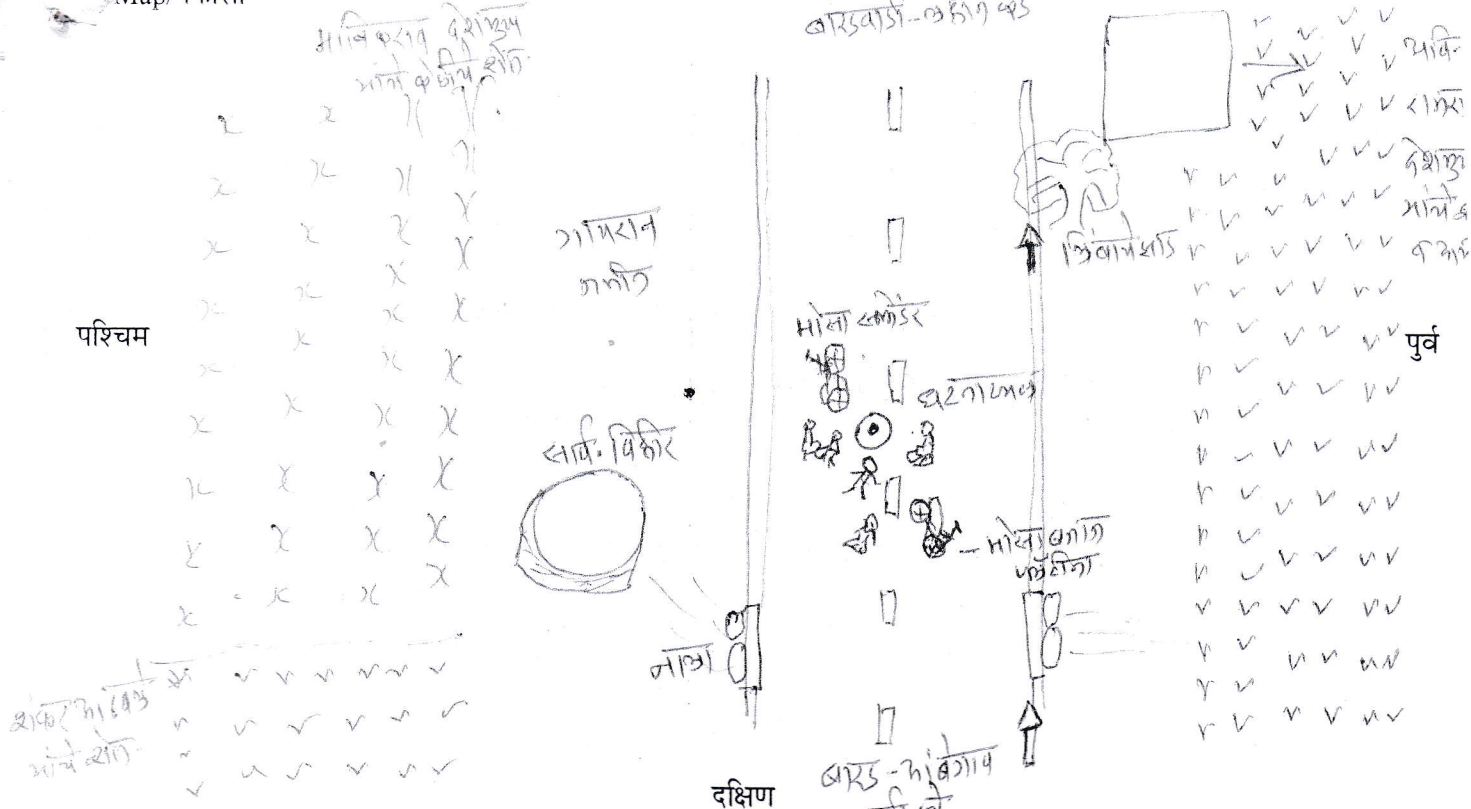
6)

चा
च
eta

-----continue next page

पंचाच्या सहा Sign. Of Panchas 1)  2)  तपासीक अधि./अंम. ची सही Sogn of I.O. 

Map/नकाशा



10) तपासकामी प्रत्यक्ष पुरावा म्हणून गुन्हाच्या जागेवरून मिहविलेल्या/जप्त केलेल्या मालमत्तेचे वर्णन:-

Description of Physical evidence From the Scene of Crime for Property Recovered/Seized For the Purpose of Investigation:

- 1) 20000 = 00 एक एम००२००० बजाज मोटर सायकल जिमा पार्किंग क्र. MM262 9783 अशा अडवलेली, जिमे सापेक्षीत डोंग व हेड लाइट कुडकुड पुरा सापेक्ष व दोन्ही इंजिनेटूर तुडकुड व बंपर डोळा बागुल वाकुण चपटकुड इ. का. कि. अं.
- 2) 30000 = 00 एक एम००२००० बजाज मोटर सायकल जिमा पार्किंग क्र. MM388 AA 6711 अशा अडवलेली, जिमे सापेक्षीत डोंग व हेड लाइट नुसलकुड कुडकुड पुरा सापेक्ष. दोन्ही इंजिनेटूर तुडकुड व बंपर डोळा बागुल वाकुण चपटकुड तबक कपड उभाय तुडकुड इ. का. कि. अं.

11) घटनास्थळ पंचनाम्याचा दिनांक :- 12/03/2023 वेळ 18 : 10 ते 18 : 50 वा. पर्यंत.
Date and Time of Panchnama Time to upto

12) पंचाचे नाव व पत्ता:- Name & Address of Panchas पंचांच्या सहा
Signature of Panchas

1) नाव Name- राजेंद्र विश्वनाथ शिंदे वय(Age)- 49
व्यवसाय (Occupation)- शेती पत्ता (Full Address)- तोडापुर
ना. फळमडुरी जि. हिंगोळी 1)

2) नाव Name- मिलिंद तुकाराम शिंदे वय(Age)- 42
व्यवसाय (Occupation)- शेती पत्ता (Full Address)- तोडापुर
ना. फळमडुरी जि. हिंगोळी 2)

13) दिनांक:- 12/03/2023 तपासीक अधिकारी /अंमलदार यांची सही, नाव व पत्ता
Date Name and Signature of Investigation Officer

नाव (Name)- प्र. म. वांगे
दर्जा (Rank)- पोडपान पोस्टे बायल
क्रमांक (B.No.if any) -
पोलीस ठाणे Police Station-

सहा पोलीस निरीक्षक
पोस्टे बायल

A. (Y)-176-(20,000 Sets)-03-2021.
P. G. No. 733/33, dated 16-6-41 and
R. H. L. G. D. No. 733/33, dated 11-12-47.
Surgeon General with the Govt. of Maharashtra, Bombay's
Letter No. FRM/1462/19357/1, dated 4-7-62.]

C. M. 67 e.

MLPM NO - 233 / 2023
Date - 13 / 03 / 2023

Memorandum of a Post-mortem examination held at

Dr. S. C. G. M. C. Nanded

Dispensary
Hospital

On the dead body of Akshad
Balaji Pawar

Village
of _____
City

Amirabad tanda

Taluka Ardhapur District Nanded. by

[Dr. R. S. More]
[Dr. L. A. Done]

I. General Particulars—

1. (a) By whom was the corpse sent? PHC G. R. Mathadevaray, B. No. - 1053, police station - Shivajinagar, Nanded.
- (b) Name of place from which sent. Aadhar hospital, Nanded
- (c) Distance of place from which sent. Approximate 8 kms.
2. By whom was the corpse brought? Pc Sandeep Rathod, B. NO - 3007, police station Shivajinagar, Nanded.
3. By whom identified?
4. The date, hour and minute of its receipt. 13/03/2023 at 01:53 AM.
- (a) The date, hour and minute of beginning post-mortem examination. 13/03/2023 at 07:30 AM.
- (b) The date, hour and minute of ending post-mortem examination. 13/03/2023 at 08:30 AM.

5. Substance of accompanying Report from Police Officer or Magistrate, together with the date of death if known. Supposed cause of death or reason, for examination.

AS per police inquest and requisition letter, on 12/03/2023 at around 16:15 hours, deceased while travelling sitting over motorbike along with his parents coming from Lahan to Amirabad tanda vehicle was hit by fast moving bike. Mother and deceased sustained severe injuries. For treatment purpose brought and admitted to Aadhar hospital, Nanded where died during treatment on 12/03/2023 at 21:22 hours. Supposed cause of death - Accident.

9/10/18-14/04/2018
K
Sedone
DPPS

6. If not examined at Dispensary or Hospital—

(a) Name of place where examined.

(b) Distance from Dispensary or Hospital—

(c) Reason why the body was not sent to the Dispensary or Hospital—

Not applicable

for
)
necessa

II. External Examination—

7. Sex, apparent age, race or caste. → Male, 07 years

Description of clothes and of ornaments on the body.

Body covered by one white colored One yellow, blue and black colored shirt. One blue colored jeans p Black thread around neck, one waist thread.

8. Condition of the clothes— whether wet with water, stained with blood or soiled with vomit or foecal matter.

9. Special marks on the skin such as scars, tattooing etc., any malformations peculiarities, or other marks of identification. State of the teeth.

Body identified by investigating on duty. Teeth - 12/12, intact.

In newly born infants, the length and (if possible) the weight of the body to be recorded together with the state of the hair, nails and umbilical cord, its length, whether placenta is attached or not, if present, its size and condition.

Not applicable.

Condition of body—
whether well-nourished, thin
or emaciated, warm or cold.

Average built, cold.

11. **Rigor Mortis**—Well Marked.
slight or absent; whether
present in the whole body or
part only.

Well-marked, present in neck, jaw, upper
limbs, moderately present in lower limbs.

12. Extent and signs of decom-
position, presence post-
mortem lividity of buttocks,
loins, back and thighs or any
other part. Whether bullae
present and the nature of
their contained fluid.
Condition of the cuticle.

No signs of decomposition. Post-mortem
lividity present over posterior aspect of
body except pressure areas, faint, fixed.

13. **Features**—Whether natural
or swollen, state of eyes,
position of tongue; nature of
fluid (if any) oozing from
mouth, nostrils or ears.

facial features - natural
Eyes - closed, bispectacle haematoma
present
mouth - partly closed, tongue - inside mouth.
reddish fluid oozing from nostrils. No
oozing from mouth or ears.

14. **Condition of skin**—Marks
of blood etc. In suspected
drowning the presence or
absence of cutis anserina
to be noted.

Dry, pale.

समय
Reday
महा पालीस निरीक्षक

15. Injuries to external genitals.
Indication of purging.

Intact, no injury.
No purging.

16. **Position of limbs**—
Especially of arms and of fingers in suspected drowning the presence or absence of sand or earth within the nails or on the skin of hands and feet.

Straight.

17. **Surface wounds and injuries**—Their nature, position, dimensions (measured) and direction to be accurately stated—their probable age and causes to be noted.

If bruises be present what is the condition of the subcutaneous tissues?

(N.B.—(When injuries are numerous and cannot be mentioned within the space available they should be mentioned on a separate paper which should be signed).

- 1) Contusion present over frontal region left side, 2cm above left eyebrow. size 4.5cm x 2cm, red in colour.
- 2) Graze-abrasion present over right brow, medial side, of size 3cm x 0.8 horizontally placed, red in colour.
- 3) Contusion present below right eye of size 4cm x 3cm, bluish color.
- 4) Graze abrasion present over right cheek, 2cm lateral to right alae of nostril, of size 2cm x 1cm, directed downwards, red in colour.
- 5) Contused abrasion present over left arm, upper part, antero-lateral aspect, 10cm below and lateral to left shoulder tip, of size 3cm x 3cm bluish red in colour.
- 6) Linear abrasion present over chesto left side, just below left clavicle lateral side, of length 1.5cm, directed downwards, red in colour.

* Description of further injuries on separate paper sheet.

18. Other injuries discovered by external examination or palpation as fractures etc.

Intact, no fracture

(a) Can You say definitely that the injuries shown against serial Nos. 17 and 18 are ante mortem injuries?

Yes, antemortem.

Continuation paper sheet for column no. (17)

- Linear abrasion present over chest, upper part, just above medial side of left clavicle, horizontally placed, of size 3.5cm in length, red in colour.
- 8) Therapeutic intercostal drain wound present over chest on right side 5cm below right anterior axillary fold, 6cm below and lateral to right nipple, of size 2cm x 0.5cm x 6cm cavity deep, no oozing.
- 9) Abrasion present over left knee, anterior aspect, of size 1cm x 0.5cm, red in colour.
- 10) Linear abrasion present over left leg, mid-part, antero-lateral aspect, 10cm below left knee, of size 5.5cm x 1cm length, obliquely placed, red in colour.
- 11) Groze abrasion present over dorsum of left foot, of size 4.5cm x 1.5cm, directed laterally upwards, red in colour.
- 12) Linear abrasion present over dorsum of left foot, 2.5cm above injury no. (11), of size 2cm in length, obliquely placed, red in colour.
- 13) Abrasion present over left ankle, of size 3cm x 0.5cm, red in colour.
- 14) Abrasion present over base of 3rd toe, of size 0.5cm x 0.2cm, red in colour.
- 15) Therapeutic intravenous injection mark present over left forearm, flexor aspect, upper part, red.

~~Signature~~

[Dr. L.A. Done]
13/03/2023

Ram
[Dr. R.S. More]
13/03/2023

संलग्न

Redare
APC

सहा पालीस निरीक्षक
पो स्टे बारड

III. Internal Examination--

19. Head--

- (i) Injuries under the scalp. their nature. → Underscalp contusion present over left and right frontal region, corresponding to injury no. ① mentioned in column no. ①⑦, of size 18cm x 9cm, dark red. Underscalp hematoma present over left parieto-occipital region, about 10cm x 7cm, dark red.
- (ii) Skull— Vault and base— describe fractures, their sites, dimensions, directions, etc. → Linear fracture present over left parieto-occipital bone running downward, of length 7cm, fracture margin irregular, infiltrated with blood.
- (iii) Brain— The appearance of its coverings, size, weight and general condition of the organ itself and any abnormality found in its examination to be carefully noted (weight M. 3 grams F. 2.75 grams). → Meninges - intact.
Diffuse subdural hematoma present over left parieto-occipital region, cerebellum, about 10gms, dark red.
Patchy subarachnoid hemorrhage present over left parieto-temporal, right parieto-temporal region.
Brain - congested, oedematous.
Contusion present over basal surface of right and left temporal lobes.

20. Thorax--

- (a) Walls, ribs, cartilages Intact, no fracture
- (b) Pleura Refer injury no. ⑧ mentioned in column no. ①⑦, about 500 ml blood present in each pleural cavity.
- (c) Larynx, Trachea and Bronchi. Intact, no foreign body.
- (d) Right Lung Laceration present over lower lobe near hilum of size 5cm x 0.5cm x parenchyma deep, pale.
- (e) Left Lung Contusion present over lower lobe, costal surface, pale.
- (f) Pericardium Intact
- (g) Heart with weight } Intact, scanty blood present.
- (h) Large Vessels }
- (i) Additional remarks. None.

सहा पालीस निरीक्षक
पो स्टे बारड

21. *Abdomen*—

Walls *Intact*

Peritoneum } *Intact, no free fluid.*
Cavity }

Buccal Cavity, teeth, tongue and Pharynx. *Intact, no foreign body*

Oesophagus *Intact*

Stomach and its contents *About 200 ml yellowish pasty food material present, no abnormal smell perceived, mucosa-*

Small intestine and its contents. } *Intact, filled with gases and faeces.*
Large intestine and its contents. }

Liver (with weight) and gall bladder. *Intact, pale.*

Pancreas and Suprarenals *Intact, pale.*

Spleen with weight *Intact, pale*

Kidneys with weight *Intact, pale*

Bladder *Intact, empty.*

Organs of generations *Intact.*

Additional remarks with where possible, medical officer's deduction from the state of the contents of the stomach as to time of death and last meal. *Not commentable.*

State which viscera (if any) have been retained for chemical examination and also quote the numbers on the bottles containing the same. *Viscera not preserved.*

Intact, not opened.

Opinion as to the cause
probable cause of death.

“Head injury with blunt trauma to
chest.”

~~Demman~~

[Dr. L.A. Done]

13/03/2023

Resident Doctor
Dept. Of Forensic Medicine
Dr.S.C.Govt.Medical College.
Vishnupuri, Nanded-431606

[Dr. R.S. More]

13/03/2023

Resident Doctor
Dept. Of Forensic Medicine
Dr.S.C.Govt.Medical College.
Vishnupuri, Nanded-431606

Dated 13/03/2023

(Signature)

*This Spinal Cord need not be examined unless there are any indications of disease, Strychnia poisoning or injury.

Note— The report must be written and signed immediately after the examination. Medical Officers will at once despatch a duplicate copy to the Civil Surgeon of their district for record in his office.

Great care should be taken not to cut the viscera before they have been inspected in situ.

सहा पालीस निरीक्षक
पो स्टे बारड

MLP4 No. - 233/2023

13/03/2023

Dispensary
Place _____ Dr. S.C.G. M.C. Nanded 20
Civil Hospital

Forwarded to the Police Sub-Inspector, police station, Shivajinagar, Nanded
for information with reference to his No. _____ of _____ 20

*2. Viscera has been preserved. It may please be stated **Immediately** whether examination by the Chemical Analyser is necessary or it is to be destroyed.

~~Donnan~~
[Dr. L.A. Done]
13/03/2023

Resident Doctor
Dept. Of Forensic Medicine
Dr.S.C.Govt.Medical College.
Vishnupuri, Nanded-431606

~~Raw~~
[Dr. R.S. More]
13/03/2023

Civil Surgeon or M. M. S. Officer Doctor
Dept. Of Forensic Medicine
Dr.S.C.Govt.Medical College.
Vishnupuri, Nanded-431606

Copy forwarded with compliments to the Civil Surgeon.

for information.



M. M. S. Officer

Seen and examined by the Civil Surgeon.

20

on

Remarks of the Civil Surgeon.

(if any)

Civil Surgeon

महाराष्ट्र शासन
23/03/2023

CJPN (O-127)-9-2008-5,00,000 Bks./4 lvs.--PA4
G. D., No. 733/33, dated 16-6-41 and
G. F., H. and L. G. D., No. 733/33, dated 11-12-47,
vide Surgeon General with the Govt. of Maharashtra, Bombay's
Letter No. FRM/1462/19357/1, dated 4-7-62.]

Dispensary
Hospital

Memorandum of a post-mortem examination held at

on the dead body of Sunil Pralhad
Jadhav of Village Tandga, Tanka, Taluka Kalam
City District. Hingoli

Taluka Kalamnuri, District Nanded, by Dr. Mohd Suleman Khan
M.O. R.H. Barad

I. General Particulars—

1. (a) By whom was the corpse sent? B.P. Gutte 640.4
S.G. Vinode
Police Station Barad
- (b) Name of place from which sent. Ambarwad, Tq. Madkhed
Baradwadi
- (c) Distance of place from which sent. 0.8 km 4 km from Baradwadi
R.H. Barad
2. By whom was the corpse brought? Police station, Barad
3. By whom identified? Vinod Pralhad Jadhav
4. The date, hour and minute of its receipt. 12/03/2023 at 6:30 pm
13/03/2023 at 9:05 am
- (a) The date, hour and minute of beginning post-mortem examination. 13/03/2023 at 9:55 am
- (b) The date, hour and minute of ending post-mortem examination.
5. Substance of accompanying Report from Police Officer or Magistrate, together with the date of death if known. Supposed cause of death or reason, for examination.

As per police inquest.

सिम्पुल
Reddy
APL
सहा बालीस निरीक्षक
पो स्टे बारड

6. If not examined at Dispensary or Hospital—

(a) Name of place where examined.

(b) Distance from Dispensary or Hospital—

(c) Reason why the body was not sent to the Dispensary or Hospital.

No

II. External Examination—

7. Sex, apparent age, race or caste.

Shri Sunil Pralhad Jadhav
Aged: 25 years / Male

Description of clothes and of ornaments on the body.

Wearing light (rose) pink shirt, white coloured banian, Dark Blue jeans, black underweas, Dark Blue shoes.

8. Condition of the clothes— Whether wet with water, stained with blood or soiled with vomit or foecal matter.

Cloths are stained with blood

9. Special marks on the skin such as scars, tattooing etc., any malformations, peculiarities, or other marks of identification. State of the teeth.

Two moles just above middle part of clavicle in lower part of neck.

In newly born Infants, the length and (if possible), the weight of the body to be recorded together with the state of the hair, nails and umbilical cord, its length, whether placenta is attached or not, if present, its size and condition.

Handwritten notes at the bottom of the page.

10. **Condition of body**—
Whether well-nourished, thin
or emaciated, warm or cold.

Well nourished
Cold

11. **Rigor Mortis**—Well-marked,
slight or absent; whether
present in the whole body or
part only.

Rigor mortis well developed
over whole body

12. Extent and signs of decom-
position, presence post-
mortem lividity of buttocks,
loins, back and thighs or any
other part. Whether bullae
present and the nature of
their contained fluid.
Condition of the cuticle.

Post mortem lividity developed on
back & buttocks

13. **Features**—Whether natural
or swollen; state of eyes,
position of tongue; nature of
fluid (if any) oozing from
mouth, nostrils or ears.

Both Eyes were closed
Left upper eyelid was swollen &
no injury to eyeball.
Tongue inside mouth.
Blood oozing from mouth
Blood oozing from Right nostrils

14. **Condition of skin**—Marks
of blood etc. In suspected
drowning the presence or
absence of cutes anserina
to be noted.

सत्यम

Shedra

सहा पोलीस निरीक्षक
पोस्टे वारड

15. Injuries to external genitals.
Indication of purging.

No any injury to external genital
No purging

16. Position of limbs—
Especially of arms and
of fingers in suspected
drowning the presence or
absence of sand or earth
within the nails or on the
skin of hands and feet.

Both upper limbs are straight
lying by side of body, both lower
were straight

17. Surface wounds and
injuries—Their nature, position,
dimensions (measured)
and directions to be
accurately stated—their
probable age and causes
to be noted.

(1) Contusion on forehead on Lt.
lateral aspect of 5cm x 1cm

(2) Abrasion below chin of size
3cm x 0.5cm

If bruises be present what is
the condition of the
subcutaneous tissues?

(3) Swelling in left upper eyelid
with no any eyeball injury
noted.

(4) Abrasion on Lt. side of chest
below the clavicle of size 1cm x

(N.B.—(When injuries are
numerous and cannot be
mentioned within the space
available they should be
mentioned on a separate
paper which should be
signed).

(5) Abrasion on Lt. knee joint just
above & below knee of sizes 5cm x 3cm
3cm x 3cm

(6) Abrasion on Lt. tibia of size 1cm

(7) Abrasion on Rt. tibia of size 1cm

18. Other injuries discovered by
external examination or
palpation as fractures etc.

Fracture of frontal bone
on left lateral side

- (a) Can you say definitely
that the injuries shown
against serial Nos. 17
and 18 are ante mortem
injuries?

Yes antemortem

21. Abdomen

Walls

intact

Peritoneum

intact

Cavity

intact

Buccal Cavity, teeth, tongue and Pharynx.

Buccal cavity intact, teeth intact, tongue inside mouth.

Esophagus

intact

Stomach and its contents

intact

Small intestine and its contents.

} NAD

Large intestine and its contents.

Liver (with weight) and gall bladder.

(N)

Pancreas and Suprarenals

(N)

Spleen with weight

(N)

Kidneys with weight.

(N)

Bladder

(N)

Organs of generations

Intact

Additional remarks with where possible, medical officer's deduction from the state of the contents of the stomach as to time of death and last meal.

Viscera not preserved

State which viscera (if any) have been retained for chemical examination and also quote the numbers on the bottles containing the

सहा पोलीस निरीक्षक
पोस्टे वारड

III. Internal Examination—

19. Head—

(i) Injuries under the scalp, their nature.

Fracture of frontal bone on lt. lateral side of 5cm x 1cm.

(ii) Skull—Vault and base—describe fractures, their sites, dimensions, directions, etc.

Frontal bone on lt. lateral side of size 5cm x 1cm.

(iii) Brain—The appearance of its coverings, size, weight and general condition of the organ itself and any abnormality found in its examination to be carefully noted (weight M. 3 grams F. 2.75 grams).

Brain underlying frontal bone was injured. Internal bleeding found.

20. Thorax—

(a) Walls, ribs, cartilages

— Intact

(b) Pleura

— Intact

(c) Larynx, Trachea and Bronchi.

— Intact

(d) Right Lung

— Intact

(e) Left Lung

— Intact

(f) Pericardium

— Intact

(g) Heart with weight

— Intact

(h) Large vessels

— full of dark blood

(j) Additional remarks.

— not particular

Handwritten notes at the bottom of the page.


No any injury to spinal cord

Opinion as to the cause
probable cause of death.

My opinion as to the cause of
probable cause of death is due to Head
injury.

Place: R.H. Barad

Date: 13/03/2023



Medical Officer
R.H. Barad
To. Muddhad Dist. Nanded.

लक्ष्मण

देवराज
सहा पोलीस निरीक्षक
पोस्टे बारड

(Signature)

*The Spinal Cord need not be examined unless there are any indications of disease, Strychnia poisoning or inj
Note—The report must be written and signed immediately after the examination. Medical Officers will at o
despatch a duplicate copy to the Civil Surgeon of their district for record in his office.
Great care should be taken not to cut the viscera before they have been inspected in situ.

No. 01/2023 2003

Place Dispensary
Civil Hospital

R.H. Barad 13/03/2023
200

Forwarded to the Police Sub-Inspector Police station, Barad

for information with reference to his No. 09/2023 of 13/03/2023
200

Viscera has been preserved. It may please be stated *Immediately* whether examination by the Chemical Analyser is necessary or it is to be destroyed.

Medical Officer
R.H. Barad
To.. Mukhd Dist Hospital.
Civil Surgeon or M. M. S. Officer

Copy forwarded with compliments to the Civil Surgeon, _____ for information.

M. M. S. Officer

Seen and examined by the Civil Surgeon,

200

on

Remarks of the Civil Surgeon, _____ (if any)

RECEIVED
13/03/2023

MEDICO LEGAL CERTIFICATE

आर्य समाज
18/8/2023

महा पालिका निरीक्षक
पुणे शहर

DATE: 18/8/2023
NO: 18/8/2023

Age: 34y Sex: m
No: 18/8/2023/138
Dated: _____

THE POLICE INSPECTOR

Tq. Parvate Taluk Maharashtra
Dist. Male on District

Sr. No.	Name of Injured	Identification Marks	Site & Part of body on which injury inflicted	Size-shape & Margine & direction	Age	Type of weapon used	Nature of Injured	REMARKS
1)	Mr. <u>Prashant V. G. Kulkarni</u> 18/8/2023		Forehead & upper eye G forehead & upper eye G forehead & upper eye	10x7x2cm 7x7x1cm	34y	Hand Hand Hand	Simple open open	
2)	Mr. <u>Prashant V. G. Kulkarni</u> 18/8/2023		Forehead & upper eye G forehead & upper eye G forehead & upper eye	10x7x2cm 7x7x1cm	34y	Hand Hand Hand	Simple open open	
3)	Mr. <u>Prashant V. G. Kulkarni</u> 18/8/2023		Forehead & upper eye G forehead & upper eye G forehead & upper eye	10x7x2cm 7x7x1cm	34y	Hand Hand Hand	Simple open open	
4)	Mr. <u>Prashant V. G. Kulkarni</u> 18/8/2023		Forehead & upper eye G forehead & upper eye G forehead & upper eye	10x7x2cm 7x7x1cm	34y	Hand Hand Hand	Simple open open	

DR. PRASHANT V. G. KULKARNI
Regd. No. 2007/05/1401
YASHOSAI HOSPITAL
Neurosurgical & Trauma Care Centre
Kautha, Nanded-431603(M.S.)

18/8/2023
18/8/2023

MEDICO LEGAL CERTIFICATE

मसुदा पत्रिका
 मसुदा पत्रिका

To: 18/3/2023
 THE POLICE INSPECTOR

Date: 18/3/2023
 PWD: 18/3/2023

Age: 36y Sex: M
 No. MU-POL-2303/134
 Dated _____

To: _____
 Name of Injured Pravara Salva Mathan

Dist: Pravara Salva Mathan
 Identification Marks make on chest

Sr. No.	Name of injury	Site & Part of body on which injury inflicted	Size-shape & Margine & direction	Age	Type of weapon used	Nature of Injured	REMARKS
1)	cut	① forehead & upon eye	7mm	36y	Hand & Gun	simple	
2)	cut	② femur fracture	10x2x2cm	36y	Hand & Gun	serious	
3)	cut chest & abdomen 18/3/2023 pleural effusion	multiple rib # on @ side & @ clavicle #, epistaxis to midline		36y	Hand & Gun	serious	
4)	cut chest & abdomen 18/3/2023	Central contusion seen in frontal & @ forehead region with fracture bilateral maxilla, extrusion, @ lateral rib fracture is noted.		36y	Hand & Gun	serious	

DR. PRASHANT V. GUNAWAT
 Regd. No. 2007/05/1401
 YASHOSAI HOSPITAL
 Neurosurgical & Trauma Care Centre
 Kautha, Nanded-431603 (M.S.)

To,

THE POLICE INSPECTOR Barrid

Tq. Madhukhed Dist. Weds.

Name of injured DARYA SUNIL JADHAV

Brought by P.C.

Identification Marks

Wound over neck below
left submandibular vessel.

Outward No. 571/03/2023

Date 25/04/2023

Age 25y.

Offence under letter

No. .

Dated 25/04/23

Sr.NO	Name of injury	Site & part of body on which injury indicated	Size-shape & Margine & direction	Age	Type of weapon Used	Name of injured Name of injury	Remarks
①	CIW	Dorsum of nose.	1.5 x 1 cm	< 24hrs.	Hand & Blunt.	Arisevans Injury.	NOT - (FVE) 20h - Submandibular
②	Corrosion.	Dorsum and base of nose.	3 x 2 cm	< 24hrs.	Hand & Blunt	Arisevans Injury.	Arisevans Corrosion lower part of generalised
③	Corrosion.	Right Dorsal tip of nose.	4 x 2 cm.	< 24hrs.	Hand & Blunt.	Simple injury.	IT Arisevans -
④	CIW	Right Temporal region.	2 x 1 cm.	< 24hrs.	Hand & Blunt.	Simple injury.	On Bismarck
⑤	Corrosion.	Right hand dorsal aspect.	3 x 2 cm.	< 24hrs.	Handing over rough surface.	Simple injury.	muscle bone fracture and body depression

डा. रा. 26/04/2023

Dr. R.

DR. RAGHAVA SURESH A. CHITambar
 M.B.B.S. (General Surgery)
 M. Ch. (Neurology)
 Fellow in Neurology
 Reg. No. MIMC2007/05/17/5

सुनील राजेंद्र विठ्ठल
 Dr. R. R.