

FORM COMPAA.

(See Rules 253 (c)(iii), 254(80 255(i)(iv)

REPORT ABOUT THE MOTOR VEHICLES ACCIDENTS

1	Name of the Police Station	Loha
2	CR.No./TAR No. SDE No.	273/2017 u/s 279, 338, 304(A) IPC
3	Date, Time and Place of the accident	8/12/2017*at 19.00 hrs. Latur to Nanded Road Loha
4	Name of the Injured/Deceased	Navnath Shriram Pawar age 40 year R/o. Chitli Tq. Loha Dist. Nanded
5	Name of Hospital to which he/she was removed	Govt. Hospital Nanded
6	Number of vehicles and type of the vehicle	MH-26-BE- 0968 Tempo
7	Name and address of the Driver of the vehicle with particulars or driving license of the said Driver and the address of the Issuing Authority of the said Driving License. The number of Badge in case of Public Service Vehicle and the address of the Issuing Authority of the said Badge.	Prakash Bhaurao Kunte age 47 year R/o. Khandegaon Tq. Loha MH-26-19920002946 R.T.O. Nanded
8	Name and Address of the Owner of the vehicle as it stands on the date of the accident	Parsram Kerba Hilal R/o. Khmbegaon Tq. Loha
9	Name and address of the insurance Company with whom the vehicle was insured and the Divisional office of the said insurance Company	Royal Sundaram General Insurance Company Ltd.
10	Number of Insurance Policy/Insurance Certificate and the date of Validity of the insurance Policy/Insurance Certificate.	20/09/2018
11	Action taken if any and the result there of	An offence has been registered against the accused. After completion of investigation Charge-sheet has been submitted.

Inspector of Police
Police Station Loha

CRIME DETAILS FORM

घटनास्थळ पंचनामा/गुन्हाच्या तपशीलाचा नमुना

1. State महाराष्ट्र Dist. नांदेड P. S. लोहा FIR/Proceeding/G.D.No. २७३ Year २०१७ Date २२/१२/१७
राज्य महाराष्ट्र जिल्हा नांदेड पोलीस ठाणे लोहा पहिली खबर क्र./कार्यवाही क्र. २७३ वर्ष २०१७ तारीख २२/१२/१७

2. Act and Sections : २७३, ३३४, ३३४ (३०४८ भा) - भांडवल
अधिनियम व कलमे :

3. The Place of Occurrence shown by :
घटनेचे ठिकाण दाखविण्याचे :
Name : अश्विनी पवार Father's/Husband's Name : आठ्ठाव पवार
नाव : अश्विनी पवार पित्याचे / पतीचे नाव :

Address : रा० चिंतई ता० लोहा जि० नांदेड
पत्ता :

4. TYPE OF CRIME (All including M. O. Crime) :
गुन्हाचा प्रकार (गुन्हाच्या सर्व फद्दती सह) :

(i) *Major Head : गैरवि. अपराध (ii) Classification of Major Head :
प्रधान श्रेणचे : गैरवि. अपराध प्रधान श्रेणचे वर्गीकरण :

(iii) *Method (s)
फद्दती :

1. अज्ञान वलान चालकाने त्याचे ताब्यातील वलान खर्यात वेगान
2. हयगरी व रनिस्काहजीपणे वलान चालकाने मध्यातची मो/मस कर
3. पाठीमाठून चढण करेन गैरवि. जवळी करून मरणात्म कारवाही

(iv) *Conveyances used :
वापरलेली वाहने : —

(v) *Character assumed :
केलेले वेपंतर / केलेली वतावणी : —

(vi) *Language / S. lang. used :
वापरलेली भाषा / बोली भाषा : —

(vii) *Special Feature-1 :
विशेष वैशिष्ट्य - १ : —

(iv) *Special Feature-2 :
विशेष वैशिष्ट्य - २ : —

*Special Feature-3 :
विशेष वैशिष्ट्य - ३ : —

(viii) Type of Place of Occurrence : नांदेड ते लोहा रोजी गावात रोजी गावात एजवसी जमी
घटनेच्या ठिकाणाचा प्रकार :

(ix) Type of Property Involved (4 Types) : (Major head of the property to be filled)
अंतर्भूत मालमतेचे प्रकार :

- (1)
- (2)
- (3)
- (4)

Description of the place of occurrence (Contd.):

घटनेच्या जागेचे वर्णन (पुढे चालू) :

अज्ञान वरील गैरचाली दुरु करून घ्यावी. जखमी कुठे केलेने त्यांना सरकारी
 हॉस्पिटाला लगेच घेऊन प्राथमिक उपचार करून पुढील उपचार
 खात्री खाद्यार हॉस्पिटल नांदेड येथे नेऊन उपचार घ्यावे.
 घातकता नो नॉ 10/11/07 रोजी साडे न्याचे वाजता मरण
 पावले. ते घटनास्थळ लगेच जावे. मृतक व कुटुंबीय हॉस्पिटल
 सादरचे घटनास्थळ हे नांदेड-लातूर जागारे रोडचे
 सागर राजवडीचे समोर पश्चिम बाजुम रोडवर जाऊन. सादर
 चा रोड हा दक्षिण-उत्तर जागारा डावरी महाभागी रोड
 जाऊन सादर रोड उरफट करीत्या जाऊन बरदारीचा
 घाटे सादरची घटना नॉ 10/11/07 रोजी घडलेने
 व सादरचा रोड बरदारीच्या खालीने घटनास्थळी कोणत्याही
 प्रकारचे घटना मिश्राच्या खयवा इतर कोणी बकाणा कुणा रक्षक
 घेत नाही व जात करण्यात आले नाही
 सादर घटनास्थळची चर्चिरीमा पहाता पुर्वी
 लोखंडी मळी, तळीमटेनी सागर जावाची राजवडी व वजन
 काल पश्चिमेस रोडचा अर्धा भाग व त्या घलीकडे शेटे
 घाली होती. दक्षिणेस लालुद नांदेड जागारा डावरी रोड
 उत्तरेस नांदेड-लातूर जागारा डावरी रोड येथे प्रमाणे
 चर्चिरीमा घाटे
 सादरचा घटनास्थळ घसन पवनामा खासा
 पंचा घमस रक्षित्या पवक्षिती प्रमाणे कोणता नो बरीकर
 व खरा घाटे

8-39R

5. Particulars of the victims (Attach separate sheet, if required) :

बळीचा तपशील (आवश्यक असल्यास स्वतंत्र कागद जोडावा) :

Sr. No.	Full Name	Date / Year of Birth	Sex	Nationality	Religion	Whether SC / ST	Occupation	Address	Injury : Grievous / Simple	Means
अ. क्र.	संपूर्ण नाव	जन्मतारीख / वर्ष	लिंग	राष्ट्रीयत्व	धर्म	जाती / तपाती	व्यवसाय	पत्ता	गंभीर / साधी	साधन / हत्यार
1	2	3	*4	*5	*6	*7	*8	9	10	11
17	नवनाथ हरिनाथ पवार	40	पु	भारतीय	हिंदू	मराठा	इक चारवेक	चिनाखी नागकोटा जि. नांदेड	अप धातान हांसाखी जखमी हाडिग मूळक	

6. Motive of Crime :
 गुन्हाचा हेतू : हत्यारी व मिळकती पणे अन्वयाव वेगान वतान
 चालवून मयताचे मोटार वा पाठीमागून घेऊन घेऊन हांसाखी
 जखमी करून मरणास कारणीभूत

7. Details of properties Stolen/Involved : [Use appropriate prescribed forms (s) and attach] :
 चोरीच्या / अंतर्भूत मालमतेचा तपशील (योग्य नमुना वापरवा व संवत जोडावा)

8. Description of the place of occurrence :

घटनेच्या जागेचे वर्णन :

सह्यायचे वरनाथराव हे नांदेड - लातूर जाणारे
 रोडवर समझान छुमी जवळ रसीमेट. गजालीचे आगार एजव्ही
 कोटा समोर रोडचे पुर्व बाजुम आहून अन्वर पहिली
 पहिली हरिनाथ आठराव पवार हा चिनाखी ना. कोटा
 हे लाजर आहून त्यानी कुबघिते की पहिली 0 वा 12 2017
 रोजी साक्षा कुलग नामे नवनाथ हरिनाथ पवार हा कोटा
 घेऊन त्याची मोटार आयकल क्र. मम-26/ AP-9543 वर
 चालून गावाकडे येते आगताना आयकल आत वाजता
 समझान छुमी जवळ आगार एजव्ही कोटा समोर नांदेड
 लातूर रोडवर त्याचे मोटार वा पाठी मागून

| Continue ...

Form No. 100 (Rev. 1-1-64)
No. 100/33, dated 16-3-41 and
L. G. O., No. 733/33, dated 11-12-47,
Minister General with the Govt. of Maharashtra, Bombay's
Order No. FRM/1462/19357/1, dated 4-7-62.]

MLPM No. 1129/17
Date 18-12-17

7

Memorandum of a post-mortem examination held at **DR. SCGMC, Nanded** Dispensary Hospital

on the dead body of **Navnath Shetam** Village **Chiteuli**
pausar of City

Taluka **Loha**, District **Nanded**, by **DR. S.B. Madewad**
DR. V.R. Wathore

I. General Particulars--

1. (a) By whom was the corpse sent? **P.H.C. B.D. Kadpatre, B.No. 1831**
P.S. Shivajinagar, Nanded.

(b) Name of place from which sent. } **DR. SCGMC, Nanded.**
(c) Distance of place from which sent.

(d) By whom was the corpse received? } **P.C. S.K. Butte, B.No. 222**
P.S. Shivajinagar, Nanded.

(e) Date, hour and minute of beginning post-mortem examination. } **7.58 P.M.**

(f) The date, hour and minute of ending post-mortem examination. } **8.05 P.M.**


(g) The date, hour and minute of ending post-mortem examination. } **9.05 P.M.**

18-12-17

AS per police inquest alleged history of road traffic accident on 8-12-17 at 7.40 p.m. and died during treatment on 18-12-17 at 16.30 hrs supposed cause of death road traffic accident.

9. नकाशा/Map :

पंचनाम




गडिड

राजा मलामार्ग रोड

कोटे

बदनाथ



ह्या ठिकाणी

10. Description of physical evidence from the scene of crime for the property recovered / seized for the purpose of investigation :

तपासकर्त्या प्रत्यक्ष पुरावा फणून गुन्हाच्या जागेवरून मिळविलेल्या / जप्त केलेल्या मालमतेचे वर्णन :

कोटे

11. Date and Time of Panchnama

घटनास्थळ पंचनाम्याची दिनांक

22/12/2017

Time

वेळ

14.30

ते

15.15

पर्यंत

12. Name of Panchas

पंचाची नावे :

Signature of Panchas

पंचाच्या सहाय्या :

(1)

रवीशवा पिता चौहूरी पहाण

Full Address

पत्ता : वय - 60 वर्ष व्यवसाय - मेकॅनिक

रा. कावेगाव ता. कोटे

(2)

डा. ड. रवी पिता लालरवी पहाण वय - 57 वर्ष

Full Address

पत्ता : व्यवसाय - शेती रा. कावेगाव ता. कोटे

Name and Signature of Investigation Officer

तपासीक अमलदाराची सही

Name

नाव : राम. जा. शि. कावे

Rank

पदनाम

B. No. if any

की. न. :

सहा. पोन्डफार्म पोन्डफार्म

Date

दिनांक : 22/12/2017

MLPM No 1129/17

3

18-12-17

10. **Condition of body**—Whether well-nourished, thin or emaciated, warm or cold.

Average built, cold.

11. **Rigor Mortis**—Well-marked, slight or absent; whether present in the whole body or part only.

Rigor mortis present in all body parts, well marked.

12. **Extent and signs of decomposition**, presence post-mortem lividity of buttocks, loins, back and thighs or any other part. Whether bullae present and the nature of their contained fluid. Condition of the cuticle.

No sign of decomposition. Post mortem lividity present on posterior aspect of body except pressure areas, not fixed.

13. **Features**—Whether natural or swollen, state of eyes, position of tongue; nature of fluid (if any) oozing from mouth, nostrils or ears.

features - natural.

Eyes - closed

concern - heart

mouth - closed

Tongue - inside mouth.

No oozing from ears, nose and mouth.

14. **Condition of skin**—Marks of blood etc. In suspected drowning the presence or absence of cutis anserina to be noted.

DET, pale

6. If not examined at Dispensary or Hospital—

(a) Name of place where examined.

(b) Distance from Dispensary or Hospital—

(c) Reason why the body was not sent to the Dispensary or Hospital.

Not applicable.

II. External Examination—

7. Sex, apparent age, race or caste.

40 year, male, Hindu.

Description of clothes and of ornaments on the body.

- Hospital bandages present on both lower limb
- hospital bandage present on inguinal region

8. Condition of the clothes— Whether wet with water, stained with blood or soiled with vomit or foecal matter.

DEY, handed over to P.C. on duty

9. Special marks on the skin such as scars, tattooing etc., any malformations peculiarities, or other marks of identification. State of the teeth.

Identified body
Teeth. - Intact, 16/6

In newly born infants, the length and (if possible), the weight of the body to be recorded together with the state of the hair, nails and umbilical cord, its length, whether placenta is attached or not, its position and condition.

Not applicable

MLPM No. 1129/17
18-12-17

Internal Examination--

(i) Injuries under the scalp, their nature.

Intact, no injury under scalp.

(ii) Skull—Vault and base—describe fractures, their sites, dimensions, directions, etc.

Intact, no fracture.

(iii) Brain—The appearance of its coverings, size, weight and general condition of the organ itself and any abnormality found in its examination to be carefully noted (weight M. 3 grams F. 2.75 grams).

Meninges - Intact, congested.

Brain - Intact, congested.

20. Thorax--

(a) Walls, ribs, cartilages

Intact, no fracture

(b) Pleura

Intact

(c) Larynx, Trachea and Bronchi.

Intact, no foreign body

(d) Right Lung

(e) Left Lung

Intact, congested.
Patchy areas of consolidation present in both lungs

(f) Pericardium

Intact

(g) Heart with weight

(h) Large vessels

Intact, dark red fluid blood and blood clots present

(i) Additional remarks.

Nil

15. Injuries to external genitals, including bruising.

No injury to genitals
No purging.

→ straight.

16. Position of limbs—
Especially of arms and of fingers in suspected drowning the presence or absence of sand or earth within the nails or on the skin of hands and feet.

① Abrasion present over left foot dorsal aspect horizontally placed of size 3cm x 1cm, black scab present
② Lacerated wound present over left foot on posterior aspect of size 4cm x 1.5cm muscle deep
③ Bed sore present over left buttock of size 5cm x 3cm, redish

17. Surface wounds and injuries—Their nature, position, dimensions (measured) and directions to be accurately stated—their probable age and causes to be noted.

④ Abrasion present over left forearm upper part of size 3cm x 1cm, black scab present directed upwards
⑤ Stitches wound present over abdomen lower part anteriorly (pubic region) horizontally placed of size 18cm in length with 14-stitches present in situ. Stitches not easily separable with no oozing on the condition of the subcutaneous tissues? separation of stitches about 6cm hemorrhage present in peritoneum cavity, corresponding stitches present over bladder.

⑥ Multiple abrasion present over dorsum of right hand of size varying from 0.5cm x 0.5cm to 3.5cm x 1cm black scab present
⑦ Contused abrasion present over left thigh anterior aspect mid part of size 2.5cm x 2cm shaft of femur fracture with irregular margin and infiltrated with blood

⑧ Lacerated wound present over left leg anteriorly apparent size of 5cm x 3cm x bone deep with contused abrasion present in surround area of size 12cm x 7cm black scab present underlying tibia, fibula fracture, margin irregular and infiltrated with blood.

18. Other injuries discovered by external examination or palpation as fractures etc.

(a) Can you say definitely that the injuries shown against serial Nos. 17 and 18 are ante mortem injuries?

Yes - ante mortem

2. Spine and Spinal Cord—

Zutact, not opened

Opinion as to the cause
probable cause of death.

~~ff~~ ^{Shree}
~~Horinat~~

"Septicemia in an operated case
for bladder rupture with multiple
fracture"

^{Shree}
Dr. V.R. Wathore

^{Shree}
Dr. S.B. Madewal

Asst. Professor
Dept. Of Forensic Medicine & Toxicology
Dr. Shankarrao Chavan Govt.
Medical College, Nanded.

Medicine
Vishnupur
Nanded-431 000

Dated 18-12-2017

(Signature)

The Spinal Cord need not be examined unless there are any indications of disease, Strychnia poisoning or injury.
Note—The report must be written and signed immediately after the examination. Medical Officers will at once
despatch a duplicate copy to the Civil Surgeon of their district for record in his office.
Great care should be taken not to cut the viscera before they have been inspected in situ.

21. **Abdomen—**

Walls Intact

Peritoneum Intact.

Cavity about 60 ml blood present

Buccal Cavity, teeth, tongue and Pharynx. Intact, no foreign body

Esophagus Intact

Stomach and its contents Intact, empty, no abnormal smell perceived, mucosa congested.

Small intestine and its contents } Intact, distended with gases

Large intestine and its contents }

Liver (with weight) and gall bladder } Intact congested

Pancreas and Suprenals

Spleen with weight Intact, enlarged, soft.

Kidneys with weight Intact, congested

Bladder Intact, empty

Organs of generations Intact

Additional remarks with where possible, medical officer's deduction from the state of the contents of the stomach as to time of death and last meal.

No

State which viscera (if any) have been retained for chemical examination and also quote the numbers on the bottles containing the same.

Nil

MLPM No 1129/17

20

18-12-17

Dispensary
Place Civil Hospital

D8. SCGMC, Nanded.

Forwarded to the Police Sub-Inspector Shivajinagar, Nanded.

for information with reference to his No. MLC No. 173/17 of 18-12-2017

Viscera has been preserved. It may please be stated **immediately** whether examination by the Chemical Analyser is necessary or it is to be destroyed.

[Signature]
D8. V.R. Wathore
Resident
Dept. of Forensic Medicine
Dr. S.C.G. v.C. Vishnupuri
Nanded-431606

[Signature]
D8. S.B. Madewad
Civil Surgeon or M.M.S. Officer

Dept. Of Forensic Medicine
Dr. Shankarappa Govt.
Medical College, Nanded.

Copy forwarded with compliments to the Civil Surgeon,


for information.

M. M. S. Officer

Seen and examined by the Civil Surgeon,

20

Remarks of the Civil Surgeon,



Civil Surgeon