

FORM COMP AA

(sec Rules 253 (c), 254 (c) (iii), 254 (80 255 (1) (iv))

REPORT ABOUT THE MOTOR VEHICLES ACCIDENTS

1	Name of the Police Station	Police Station Kuntur
2	CR.NO./TAR No./SDE No.	123/2017 U/S 279, 338, 304(A) IPC
3	Date, Time and Place of the accident.	18/08/2017 at 01.30 hrs at Nanded to Narsi road palasgaon pati
4	Name of the Injured / Deceased	1) Bodu George Klinton age 21 year 2) Anuradha Ranjitkumar Sunkara age 35 3) Rushita Ranjitkumar Sunkara age 7 R/o Karnul (A.P)
5	Name of Hospital to Which he/she was removed	Govt. Hospital Naigaon
6	Number of vehicles and type of the vehicle	AP 21 BP 1612 Car
7	Name and address of the Driver of the vehicle with particulars or Driving License of the said Driver and the address of the Issuing Authority of the said Driving License. The number of Badge in case of Public Service Vehicle and the address of the Issuing Authority of the said Badge.	Bodu George Klinton age 21 year R/o Karnul (A.P) AP 32 – 720150002460 RTO Karnul (A.P)
8	Name and Address of the Owner of the vehicle as it stands on the date of the accident.	Miss. Nagari Keshavlu Anuradha R/o Narsingrao pata Karnul (A.P.)
9	Name and address of the insurance Company with whom the vehicle was insured and the Divisional office of the said insurance Company.	Maruti Insurance Broking Comp. Ltd
10	Number of Insurance Policy/Insurance Certificate and the date of Validity of the insurance Policy/Insurance Certificate.	35101031166139056736 Date 11/11/2017
11	Action taken if any and the result there of	An offence has been registered against the accused after Completion of the Investigation Charge Sheet has been Submitted against the accused.

Inspector of Police
Police Station Kuntur

दि 18/8/2017

केम. कार्यालय वाराणसी
221001

जबाब

मी शिवानी भांडार जवळ प्य 47 वर्षे शिवा बाळु

जात. वडी सा. भाळवरा ना. वलगा

जे. हिंगोली मो. 8698667251

समस्त विद्यार्थी वरून सरकारी दवाखाना
नामगाव येथे जबरल वडि मध्ये सोडी जबाब देतो
की मी परितंत्र प्रमाणे जावचा रहलाल आहे मी
भारत संमेली मोठे सा. दौडागाव ना. कळकपुरी गाचा
येथे मो. 3809036 जाव साळु गेह्युन कोउरसि
आहे. दिनांक 17/8/2017 रोजी शिवाबाद येथे कोणगाव
येथे जाण्यासाठी लोड भरला. राती अउरा वजरा शिवाबाद
येथे निशाली. ती दिनांक 18/8/2017 रोजी शुक्रवार
रोजी रोगाव शिवारत नामगाव ते नौदेडे जवळ रोडेवर
पुळगाव पाटी जवळ जात आलेना 0130 वा (दिवस)

दि. 18/8/17
14.30 वा.
हे. डा. न. 17 वा
ता. 15 सु. र. न.
123 1207 बुळम
-79, 837, 838, 804
मा. ड. वि. उगाळ
+12-थी पाटील सा. जा. न.
ग. देशांत दावळ बुळम
प. पास कर. AP2-थी
जोडव यांन बुडे.
पोलीस ठाणे अमलदार
पो. स्टे. कुंडूर

येथे पुताराव नौदेडे इथे नामगाव बुडे जवळी कार
म. AP# 21-BP-1612 या बाळकाने पार येडेवत
दिव्यापडर येथे मोडून माड्या रोडेवर येथे न रासनी भांड
येथे पोलीस कारावेन जासनी इडउ डिमी. त्यात माड्या पोलीस
स्थेरींग या माद लागला व केडीके येथे पोलीस ठाणे. कार
पलेटी रोडेवर होथेन आरथिम प्रवाती जवळी शाली.
कार मडोला एक मडोला पुतगी व कार
बाळक जंभारे जवळी होथेन जासनी मश्य पालका. व
इतर लोक लोकोना जंभारे जवळी उमे. लोकोनी पाडुन
करावुल्लेवत लोकोनी कलापी दवाखाना नामगाव येथे
होथेन येथे.

समा माहीती चिन्हाकी श्री, काद रामचंद्र कोडू (विश्वेय
रा. कर्णल (AP) व इतर प्रवासी उर्वर येदीम काळाबाब
मागेन ज्ञान आहे.

काद उ. AP. 21 BP. 1612 या रामचंद्र आपन
गळपारिमेळ काद भरखाव केराण व विद्युच्छीपणे रामचंद्र
काद दिवायडर अरोमाडून माझ्या रोपोमा अड्ड देवून
दि. 18/8/17 रोजी राती दिवाळ्या काद मझीम लोडोने
काद पलंटी उरुम गंमारे जवनी उमे व प्रवाशास
सरणाव डोळोडुन शान. समा 9-7/1/19/19 प्रवाशाण
जवनी उमे व स्वा! जाजति मएण यवना आहे.
गरी त्याच विद्वडु डोळोडुने डोळोडुने डोळोडुने
समा देवाळ्या पत्रु डेण उपचाड डोळोडुने.

परिम पुणक जवक रिण पाडून
वावकिना दांगणे पुणक लिहीमा बरोळ व
स्वरा आहे.

शिवाजीनगर

रामचंद्र
Shivaji
18610

(एच. एच. जेठाला)

पोस्ट/ 9-1-1810

पो. नं. 1810

CRIME DETAILS FORM

घटनास्थळाचा पंचनामा/गुन्हयाचा तपसील नमुना

महाराष्ट्र, जिल्हा-नांदेड, पोलीस स्टेशन-कुंटूर, पहीली खबर/कार्यवाही क्र. /२०१७ दिनांक १८/८/१७

२. अधिनियम व कलम :-

३. घटनेचे ठिकाण दाखविण्याचे :-

नांव :- रमादेवी हायड वडीलाचे/पतीचे नांव :- विजय भास्कर नामड
वय ३९ वर्ष, धंदा :- जोडरी जात :- भोमा मोबाईल नंबर :- ९८३९११५७६७
रा. आशोड्डे नकर कर्णाल तालुका कर्णाल जिल्हा कर्णाल राज्य आंध्रप्रदेश

४. गुन्हयाचा प्रकार (गुन्हयाचे सर्व पध्दतीसह) :-

i) प्रधान शिर्ष :-

निहाळी पो वहाण नामड मेगारे रेजिना मडुदेडो नामड

ii) प्रधान शिर्षचे वर्गीकरण :-

iii) पध्दती :-

iv) वापरलेली वाहणे :-

v) केलेले वेषांतर/केलेली बतावणी :-

vi) वापरलेली भाषा/बोली भाषा :-

मराठी

vii) विशेष वैशिष्ट्य-१ :-

विशेष वैशिष्ट्य-२ :-

विशेष वैशिष्ट्य-३ :-

viii) घटनेच्या ठिकाणाचा प्रकार :-

नामगाव नांदेड जिल्हा मोड - पकडगाव पाडी
जवळ देगाव दिवा

ix) अंतर्भूत मालमत्तेचा प्रकार :-

१) :-

२) :-

३) :-

४) :-

५. बळीचा तपशिल (अवश्यक असल्यास स्वतंत्र कागद जोडावा) :-

अ. क्र.	संपुर्ण नांव	जन्म तारीख / वय	लिंग	राष्ट्रीयत्व	धर्म	जाती/ जमाती	व्यवसाय	पत्ता	दुखामय स्थिति/ मंती	साधने/ हत्यार
1)	अणुदाशा रंजितकर	35	स्त्री	भारतीय	हिन्दू	भोसा	मोडरी	आयोडिनागर	संभल	कार्ड AP-2
2)	वै. रुषीमा रंजितकर	7	मुलगी	-	-	भोसा	सिखी	कण्ठ (AP)	संभल	BP-1612
3)	वोडू किरण	21	पुरुष	-	ख्रिश्च	मार्कोशा	शुभ	पुलासम	संभल	-
4)	विजय भास्कर नाथ	42	-	-	-	भोसा	गेंडगेडे	कण्ठ (AP)	संभल	-
5)	रंजितकर	38	-	-	-	-	MRI	-	-	-
6)	गजविठ्ठल रंजितकर	2	पुरुष	-	-	-	-	-	-	-
7)	रंजितकर नाथ	39	स्त्री	-	-	-	मोडरी	-	शाशी	-

8) शिवजी भास्कर 47 पुरुष - - - - - वरी येथील रा.भा. (692) ना.व.लगाव शाशी - - -

६. गुन्ह्याचा हेतू :- यागीत सभ्य कार-याळाने आपले गावणीम कार्ड :- AP-21-BP-1612 ही भरभाव वसात राकेश्वर दिवाडर आगाडून योनात येणारे

येथी व.म. 38-D 9096 मी झड्डु देणु कार तशीम लोकांना येथी राकेश्वर

७. चोरीच्या/अतर्भुत मालमसेचा तपशील :-

८. घटनेच्या जागेचे वर्णन :-

आमी स.पो.शि. वी.डी. फे. पश्चिम :- पोलीस ठाणे व्हाट ना.नाथगाव ना.ना. देगाव शिवारणीम पकलगाव पाटी जावळ नाथगाव ना. नाथ-गोण्डर सडवर नमुद का. 12 तशीम दोणे पयाना धर्मापून कळविते डि. रंजित आभरी ना. 3 4 डि. 15/11/11 तशीम आपधाना धरणापड पयाना उरुन आ. प.य. म्हणुण लज्ज रहा असुं डेवणा. पय लज्ज झाल. पय लज्ज डि. रंजित पारिभ्याना घेताय पयाना उरुना ना रंजितम घेतल.

सुद्ध धरणापड आपधाना कार नड्य पुनपु उरुलपी राकेश्वर हा.म. आ.म. नमुद येथु किा.ना जिने आपक ना.प. डि.म. आपेण राकेश्वर रंजितकर भा.ड. ना. 37 नमुद वय 39 आ. ना. 37 रा. आगाडकरा कण्ठ (AP) आपेण राकेश्वर कळविते डि. डि. 15/11/11 येथी 01/30 वाजना दरपुन कार व. AP-21-BP-1612 न कळुम 35 देवरात

५. बलीचा तपशिल (अवश्यक असल्यास स्वतंत्र कागद जोडावा) :-

अ. क्र.	संपूर्ण नांव	जन्म तारीख / वय	लिंग	राष्ट्रीयत्व	धर्म	जाती/ जमाती	व्यवसाय	पत्ता	दुखाः/रोगे	साधने/ हत्यार
१)	अनुशाही राजेगाव	३५	स्त्री	भारतीय	हिंदू	भोसा	मोडरी	आयोडिनम	समन	कार्ड AP-2
२)	कु. रूपीमा राजेगाव	७	मूलगी	-	-	भोसा	मिशेल	कॅल्स (AP)	-	BP-1612
३)	दोडू किलटेवा	२१	पुरुष	-	ख्रिश्च	मारीग	शुधरे	मंगल	समन	-
४)	विजयभाऊ	५२	-	-	-	भोसा	गडगडे	कॅल्स (AP)	समन	-
५)	राजेश	३८	-	-	-	-	-	मंगल	-	-
६)	नजिद राजेगाव	२	पुरुष	-	-	-	-	-	-	-
७)	रमादेवी भाऊ	३९	स्त्री	-	-	-	मोडरी	-	साक्षी	-

६. गुन्ह्याचा हेतू :- राजीम समन कार्ड चालू ठेवून आयुक्त, गाठणीम कार्ड AP-21-BP-1612 ही भरखाव केलाय चालू ठेवून आयुक्त आयुक्त समन येणारे पत्ता राजेश. मत. 38-D 9036 वा शुद्ध रून कार्ड मध्ये कोठारा जेमारे जेमारे ठेवून व सगळ्या सगळ्या पत्ता व कागदां मरणास आरोग्य ठेवून आला.

७. चोरीचा/अतंभुत मालमसेचा तपशील :-

८. घटनेच्या जागेचे वर्णन :-

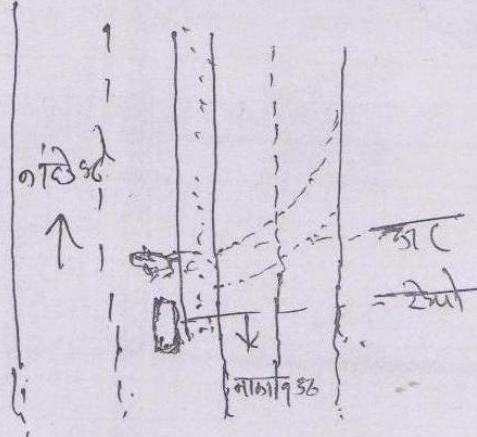
माझी संपो. म. की. जी. पेट पत्तीस पोलीस ठाणे व्हाई ना. नाथगाव ना. ना. देगाव शिवाराजिम पुरुलगाव पाटी जवळ नाथगाव ना नाथगाव जाणुन राउर नमुद का. १२ मध्ये वीण पत्ताना वीणानु कळविके ३. स्टेशन इतर ना. ३ ५ जिगाडे हाहाहा मधील आपधाना धरणापठ पत्तीना ठेवून आहे पत्ती मधील ठेवून आहे आहे डेरापणा पूच हाखे इला. पत्ती लोस जिगाडे पारम्यानी प्राल पत्तीना ठेवून ना श्यामाम प्राल.

सुद्ध धरणापठ आपधानिम कार्ड मध्ये प्राल ठेवून लासाव हा हा आपण नरप जाव विगात जिगे आपण गाव जिगाडे आपण रासिम. रमादेवी भाऊ नमुद का. ३९ इतर नाथगाव. आयुक्तमले कॅल्स (AP) आयुक्तमले कळविके जि जिगाडे हाहाहा राजा ०१३० वाजाव दरमाम कार्ड AP-21-BP-1612 ने कॅल्स ३५ देवदाम

१. घटनास्थळाचा नकाशा :-

(४)

पश्चिम



पूर्व

दक्षिण

१०. तपासकामी प्रत्यक्ष पुरावा म्हणून गुन्ह्याचे जागेवरून मिळविलेल्या / जप्त केलेल्या मालमत्तेचे वर्णन :-

₹ १०,०००.०० एड काळपा रंगाची कार क्र. AP-21-BP 1612
आपघाताने कार पूर्ण हवामती.

११. घटनास्थळ पंचनाम्याची दिनांक 18/8/2016 वेळ ०९०० ते ०९४५ वार

१२. पंचाची नावे व संपूर्ण पत्ता आणि सही :-

१) नामदेव पिराजी चिरालेवाड व्य ५५ वर्षे

Signature

धारे रोजी रा. देगाव

२) रावलाहेर मोहनराव मोरे व्य ६० वर्षे

Signature

धारे रोजी रा देगाव

घटनास्थळ दाखविणा-याची सही

दिनांक 18/8/17

तपासीक अमलदाराची सही :-

नांव : वही जी पारोमि

पदनाम : सुपारि

पोलीस स्टेशन

३३

10-127-9-2006-5,00,000 Bks.4 vs.-PA4
 G. O. No. 733/33, dated 16-8-41 and
 H. and L. S. O. No. 733/33, dated 11-12-47,
 Surgeon General with the Govt. of Maharashtra, Bombay's
 Letter No. FPM-1462/19367/1, dated 4-7-62.]

Report of a post-mortem examination held at Rural Hospital Naingaon Dispensary Hospital

on the dead body of Anuradha. M. of Village
 Ronjeetkumar. City

at Taluka Kurnool, District Kurnool, by Dr. A. V. Annamwar,
 (Andhra Pradesh)

1. General Particulars—

(a) By whom was the corpse sent?

Police station Kuntur

(b) Name of place from which sent.

Degaon between Manded to
 Naingaon Road

(c) Distance of place from which sent.

-5 km

2. By whom was the corpse brought?

NPC 1978 G.R. Panchal (P.S. Kuntur)

3. By whom identified?

Ramadevi. Vijay Bhaskar Nayadu

4. The date, hour and minute of its receipt.

18/8/2017

12:05 pm

(a) The date, hour and minute of beginning post-mortem examination

18/8/2017

02:20 pm

(b) The date, hour and minute of ending post-mortem examination.

18/8/2017

03:15 pm

5. Substance of accompanying Report from Police Officer or Magistrate, together with the date of death if known, supposed cause of death or reason for examination.

As per Inquest.

6. If not examined at Dispensary or Hospital—

(a) Name of place where examined.

(b) Distance from Dispensary or Hospital—

(c) Reason why the body was not sent to the Dispensary or Hospital.



II. External Examination—

7. Sex, apparent age, race or caste.

female, 35 yrs. Hindu.

Description of clothes and of ornaments on the body.

white colour kurthi with blackish flower design.
Black colour pant.

8. Condition of the clothes— Whether wet with water, stained with blood or soiled with vomit or faecal matter.

clothes stained with blood.

9. Special marks on the skin such as scars, tattooing etc., any malformations peculiarities, or other marks of identification. State of the teeth.

mole on back side of left forearm

In newly born infants, the length and (if possible), the weight of the body to be recorded together with the state of the hair, nails and umbilical cord, its length. whether placenta is attached or not, if present, its size and condition.

MAD

Condition of body--

or well-nourished, thin
associated, warm or cold.

- Well Nourished,

- Cold

Rigor Mortis—Well-marked,
slight or absent; whether
present in the whole body or
part only.

- Rigor mortis developed in
Both upper & lower limbs

2. Extent and signs of decon-
position, presence post-
mortem lividity of buttocks,
loins, back and thighs or any
other part. Whether bullae
present and the nature of
their contained fluid.
Condition of the cuticle.

- No signs of decomposition

- post mortem lividity of
buttocks, Back

13. **Features**—Whether natural
or swollen, state of eyes,
position of tongue; nature of
fluid (if any) oozing from
mouth, nostrils or ears.

- eyes closed

- mouth half open. tongue
inside mouth

- Bleeding through Both
Nostrils & Both ears.

14. **Condition of skin**—Marks
of blood etc. In suspected
drowning the presence or
absence of cutis anserina
to be noted.

Nil

15. Injuries to external genitals.
Indication of purging.

No injuries to external
Genitals.

16. **Position of limbs—**
Especially of arms and
of fingers in suspected
drowning the presence or
absence of sand or earth
within the nails or on the
skin of hands and feet.

Both upper limbs straight
parallel to body, Both lower
limbs straight.

17. **Surface wounds and
injuries—**Their nature, posi-
tion, dimensions (measured)
and directions to be
accurately stated—their
probable age and causes
to be noted.

- 1] Cut over left frontotemporal
region of Head 10 x 4 x 2 cm
- 2] Cut over left parietal
region of Head 5 x 2 x 2 cm
- 3] Abrasion over Rt Shoulder
5 x 3 cm
- 4] Abrasion over left wrist
4 x 2 cm

If bruises be present what is
the condition of the
subcutaneous tissues?

(N.B.—(When injuries are
numerous and cannot be
mentioned within the space
available they should be
mentioned on a separate
paper which should be
signed).

18. Other injuries discovered by
external examination or
palpation as fractures etc.

- 1] fracture of frontotemporal (left)
skull bone
- 2] fracture of left parietal
skull bone
- 3] fracture of left wrist joint

(a) Can you say definitely
that the injuries shown
against serial Nos. 17
and 18 are ante mortem
injuries?

yes

(ii) Internal Examination—

19. Head—

(i) Injuries under the scalp, their nature.

1) CLW over left frontotemporal region of Head $10 \times 4 \times 2$ cm with fracture of frontotemporal (left) skull bone.

- Bleeding in subcutaneous tissue.

(ii) Skull—Vault and base—describe fractures, their sites, dimensions, directions, etc.

2) CLW over left parietal region of Head $5 \times 2 \times 2$ cm

with fracture of left parietal skull bone.

- with brain parenchyma coming out through fracture site.

(iii) Brain—The appearance of its coverings, size, weight and general condition of the organ itself and any abnormality found in its examination to be carefully noted (weight M. 3 grams F. 2.75 grams).

- Hematoma of $5 \times 2 \times 2$ cm in left cerebrum.

20. Thorax—

(a) Walls, ribs cartilages

- No injuries

(b) Pleura

- congested

(c) Larynx, Trachea and Bronchi.

- congested

(d) Right Lung

- congested

(e) Left Lung

congested

(f) Pericardium

congested

(g) Heart with weight

} filled with blood.

(h) Large vessels

(i) Additional remarks.

5. Injur
indir

21. **Abdomen—**

Walls No injuries seen

Peritoneum congested

Cavity

Buccal Cavity, teeth, tongue and Pharynx. Tongue inside mouth $\frac{818}{88}$

Desophagus congested

16. Po.
Esp
of
droi
abs
with
skir

Stomach and its contents

congested & semiliquid material present

Small intestine and its contents

congested & semidigested food material

Large intestine and its contents.

- congested

Liver (with weight) and gall bladder.

- congested

Pancreas and Suprarenals

- congested

Spleen with weight

- congested

Kidneys with weight

- congested

Bladder

NAD

Organs of generations -

NAD

17. Su
inji
tion
anc
acc
pro
to t

If b
the
sut

(N.
nu
me
av
me
pa
sig

18. Ot
ex
pa

Additional remarks with where possible, medical officer's deduction from the state of the contents of the stomach as to time of death and last meal.

(a

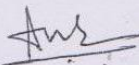
State which viscera (if any) have been retained for chemical examination and also quote the numbers on the bottles containing the same.

Not preserved

Opinion as to the cause
probable cause of death.

According to my opinion, the
cause of death of deceased is due to
Head injury

18/8/2017

(Signature) 

*The Spinal Cord need not be examined unless there are any indications of disease, Strychnia poisoning or injury.

Note—The report must be written and signed immediately after the examination. Medical Officers will at once despatch a duplicate copy to the Civil Surgeon of their district for record in his office.

Great care should be taken not to cut the viscera before they have been inspected *in situ*.

No.

200

Place Dispensary
Civil Hospital

Rural Hospital
Naigaon.

200

Forwarded to the Police Sub-Inspector

P. S. Kunkhyr

for information with reference to his No.

of 18/8/17

2. Viscera has been preserved. It may please be stated *immediately* whether examination by the Chemical Analyser is necessary or it is to be destroyed.

Civil Surgeon or M. M. S. Officer

Copy forwarded with compliments to the Civil Surgeon,

for information.

M. M. S. Officer

Seen and examined by the Civil Surgeon,

200

Remarks of the Civil Surgeon,

(if any)

Civil Surgeon

MS. 10-1275-5-2008-5.00.000 Bks./4 lvs.--PA4
 Form No. 723/33, dated 16-6-41 and
 Form L. C. O. no. 753/33, dated 11-12-47
 conform with the Govt. of Maharashtra, Bombay's
 Form No. 92MM142/19357/1, dated 4-7-62]

Report of a post-mortem examination held at Rural Hospital Nargan Dispensary Hospital

on the dead body of Rushita Ranjeet kumar of Village of _____ City _____

Taluka Kurnool

District Kurnool, by (Andhra Pradesh)

Dr. A. V. Annamwar

General Particulars—

(a) By whom was the corpse sent?

Police Station Kurnool

(b) Name of place from which sent.

Degaon between Manded to Nargan Road

(c) Distance of place from which sent

5 km

By whom was the corpse brought?

NPL 1978 G. R. Panchal (P. S Kurnool)

By whom identified?

Ramadevi vijay Bhaskar Nayadu

The date, hour and minute of its receipt.

18/8/2017

12: 05 PM

(a) The date, hour and minute of beginning post-mortem examination

18/8/2017

1: 15 PM

(b) The date, hour and minute of ending post-mortem examination

18/8/2017

2: 10 PM

Substance of accompanying Report from Police Officer or Magistrate, together with the date of death if known. Supposed cause of death or reason for examination.


As per Enquest.

6. If not examined at Dispensary or Hospital—

(a) Name of place where examined.

(b) Distance from Dispensary or Hospital—

(c) Reason why the body was not sent to the Dispensary or Hospital.



II. External Examination—

7. Sex, apparent age, race or caste.

female, 7 yrs, Hindu.

Description of clothes and of ornaments on the body.

- white colour skirt.
- cream colour top.

8. Condition of the clothes— Whether wet with water, stained with blood or soiled with vomit or foecal matter.

clothes stained with blood

9. Special marks on the skin such as scars, tattooing etc., any malformations peculiarities, or other marks of identification. State of the teeth.

- mole on right thigh.

In newly born infants, the length and (if possible), the weight of the body to be recorded together with the state of the hair, nails and umbilical cord, its length, whether placenta is attached or not, if present, its size and condition.

NAD

Condition of body—
 or well-nourished, thin
 related, warm or cold.

- thin
- cold

Rigor Mortis—Well-marked,
 slight or absent; whether
 present in the whole body or
 part only.

- Rigor mortis developed in
 both upper & lower limbs

Extent and signs of decom-
 position, presence post-
 mortem lividity of buttocks,
 loins, back and thighs or any
 other part. Whether bullae
 present and the nature of
 their contained fluid.
 Condition of the cuticle.

- No sign of decomposition

Features—Whether natural
 or swollen, state of eyes,
 position of tongue; nature of
 fluid (if any) oozing from
 mouth, nostrils or ears.

- eyes half opened
- mouth half open, tongue
 inside mouth
- Bleeding through both
 nostrils

14. Condition of skin—Marks
 of blood etc. In suspected
 drowning the presence or
 absence of cutes anserina
 to be noted.

Nil

6. If not examined at Dispensary or Hospital—

(a) Name of place where examined.

(b) Distance from Dispensary or Hospital—

(c) Reason why the body was not sent to the Dispensary or Hospital.

II. External Examination—

7. Sex, apparent age, race or caste.

female, 7 yrs, Hindu.

Description of clothes and of ornaments on the body.

- white colour skirt
- cream colour top.

8. Condition of the clothes—

Whether wet with water, stained with blood or soiled with vomit or faecal matter.

clothes stained with blood

9. Special marks on the skin such as scars, tattooing etc., any malformations peculiarities, or other marks of identification. State of the teeth.

- mole on right thigh.

In newly born infants, the length and (if possible), the weight of the body to be recorded together with the state of the hair, nails and umbilical cord, its length, whether placenta is attached or not, if present, its size and condition.

NAD

15. Injuries to external genitals.
Indication of purging.

No injuries to external
Genitals

16. **Position of limbs—**
Especially of arms and
of fingers in suspected
drowning the presence or
absence of sand or earth
within the nails or on the
skin of hands and feet.

Both upper limbs, straight
parallel to body, Both lower
limbs straight

for
An

17. **Surface wounds and
injuries—**Their nature, posi-
tion, dimensions (measured)
and directions to be
accurately stated-their
probable age and causes
to be noted.

- 1) CLW over R side parietal
region of head. 4x2x2 cm
- 2) Abrasion over Right
Shoulder. 3x2cm

if bruises be present what is
the condition of the
subcutaneous tissues?

(N.B.—(When injuries are
numerous and cannot be
mentioned within the space
available they should be
mentioned on a separate
paper which should be
signed).

18. Other injuries discovered by
external examination or
palpation as fractures etc.

- 1) fracture of Rt parietal skull bone
- 2) fracture of Rt shoulder joint

(a) Can you say definitely
that the injuries shown
against serial Nos. 17
and 18 are ante mortem
injuries?

yes

19. Internal Examination—

19. Head—

- (i) Injuries under the scalp, their nature.
- (ii) Skull—Vault and base—describe fractures, their sites, dimensions, directions, etc.
- (iii) Brain—The appearance of its coverings, size, weight and general condition of the organ itself and any abnormality found in its examination to be carefully noted (weight M. 3 grams F. 2.75 grams).

- CLL over Rt parietal region
with $4 \times 2 \times 2$ cm.

- bleeding in subcutaneous tissue.

- fracture of Rt parietal
bone present.

- Bleeding through Rt cerebrum
hematoma of $3 \times 2 \times 2$ cm present.

20. Thorax—

- (a) Walls, ribs, cartilages - No injuries
- (b) Pleura - congested
- (c) Larynx, Trachea and Bronchi - congested
- (d) Right Lung - congested
- (e) Left Lung - congested
- (f) Pericardium - congested
- (g) Heart with weight } filled with blood
- (h) Large vessels }
- (i) Additional remarks.

15. Injur
Indic

21. **Abdomen**—

Walls No injuries seen

16. Po.
Esp
of
droi
abs
with
skir

Peritoneum congested

Cavity

Bucal Cavity, teeth, tongue
and Pharynx.

Tongue inside mouth $\frac{5}{5}$
 $\frac{5}{5}$

Desophagus congested

17. Su
inji
tion
and
acc
pro
tot

Stomach and its contents congested & semiliquid material
Present

Small intestine and its
contents. congested & semidigested
food material

Large intestine and its
contents. congested

If b
the
sut

Liver (with weight) and gall
bladder. congested

Pancreas and Suprarenals congested

Spleen with weight congested

(N.
nu
me
av.
me
pa
sig

Kidneys with weight congested

Bladder } NAD

Organs of generations -

18. Ot
ex
pa

Additional remarks with
where possible, medical
officer's deduction from the
state of the contents of the
stomach as to time of death
and last meal. NAD

(a

State which viscera (if any)
have been retained for
chemical examination and
also quote the numbers on
the bottles containing the
same. Not preserved


2. Spine and Spinal Cord—

Opinion as to the cause
probable cause of death.

According to my opinion the
cause of death of deceased is due to
Head injury

18/8/2017

(Signature)



The Spinal Cord need not be examined unless there are any indications of disease, Strychnia poisoning or injury.

Note—The report must be written and signed immediately after the examination. Medical Officers will at once despatch a duplicate copy to the Civil Surgeon of their district for record in his office.

Great care should be taken not to cut the viscera before they have been inspected in situ.

No.

200

Place Dispensary
Civil Hospital

Rural Hospital
Naigaon

200

Forwarded to the Police Sub-Inspector P.S. Kunhu

for information with reference to his No.

of 18/8/2017

2. Viscera has been preserved. It may please be stated *immediately* whether examination by the Chemical Analyser is necessary or it is to be destroyed.

Civil Surgeon or M. M. S. Officer

Medic
Rural Hos
Naigaon

Copy forwarded with compliments to the Civil Surgeon,

for information.

M. M. S. Officer

Medic
Rural Hos

Seen and examined by the Civil Surgeon,

200

Remarks of the Civil Surgeon,

(if any)

Civil Surgeon

Result of a post-mortem examination held at Rural Hospital, Naigaon Dispensary
Hospital

on the dead body of Bodu George Kinton, Village Jarji
City

Taluka Anumalvedu, District Prakasham, by Dr. A.V. Annamwar
(Andhra Pradesh)

1. General Particulars—

- (a) By whom was the corpse sent? police station, Kuntur
- (b) Name of place from which sent. Degaon between Nanded & Naigaon Road
- (c) Distance of place from which sent. ~~11~~ 5 km
2. By whom was the corpse brought? NPC 11978 G. R. Panchal (P.S. Kuntur)
3. By whom identified? Ramadevi, Vijay bhaskar Nayade
4. The date, hour and minute of its receipt. 18/8/2017 12:05 pm
- (a) The date, hour and minute of beginning post-mortem examination. 18/8/2017 12:15 pm
- (b) The date, hour and minute of ending post-mortem examination. 18/8/2017 1:10 pm
5. Substance of accompanying Report from Police Officer or Magistrate, together with the date of death if known. Supposed cause of death or reason, for examination. As per Inquest

5. If not examined at Dispensary or Hospital—

(a) Name of place where examined.

(b) Distance from Dispensary or Hospital—

(c) Reason why the body was not sent to the Dispensary or Hospital.

II. External Examination—

7. Sex, apparent age, race or caste.

male, 21 yrs. . christian.

Description of clothes and of ornaments on the body.

- yellow shirt.
- light black pant.
- white Baniyan

8. Condition of the clothes— Whether wet with water, stained with blood or soiled with vomit or foecal matter.

clothes stained with blood.

9. Special marks on the skin such as scars, tattooing etc., any malformations peculiarities, or other marks of identification. State of the teeth.

- 1) mole on left side of neck.

In newly born infants, the length and (if possible), the weight of the body to be recorded together with the state of the hair, nails and umbilical cord, its length, whether placenta is attached or not, if present, its size and condition.

MAD.

Condition of body—
 well-nourished, thin
 or emaciated, warm or cold.

- well-nourished
 - cold

Rigor Mortis—Well-marked,
 slight or absent; whether
 present in the whole body or
 part only.

Rigor mortis developed in
 Both upper & lower limbs

2. Extent and signs of decom-
 position, presence post-
 mortem lividity of buttocks,
 loins, back and thighs or any
 other part. Whether bullae
 present and the nature of
 their contained fluid.
 Condition of the cuticle.

- No signs of decomposition
 - post-mortem lividity of buttocks,
 Back

13. Features—Whether natural
 or swollen, state of eyes,
 position of tongue, nature of
 fluid (if any) oozing from
 mouth, nostrils or ears.

- eyes semiopened
 - Tongue inside mouth
 - Bleeding through Both nostrils

14. Condition of skin—Marks
 of blood etc. In suspected
 drowning the presence or
 absence of cutis anserina
 to be noted.

Nil.

15. Injuries to external genitals.
Indication of purging.

No injuries to external Genitals
No purging

16. **Position of limbs**—
Especially of arms and
of fingers in suspected
drowning the presence or
absence of sand or earth
within the nails or on the
skin of hands and feet.

Both upper limbs straight-
parallel to body. Both lower
limbs straight.

17. **Surface wounds and
injuries**—Their nature, posi-
tion, dimensions (measured)
and directions to be
accurately stated—their
probable age and causes
to be noted.

- 1) CLW over occipital Region of Head
7 x 2 x 2 cm
- 2) CLW over Rt. frontal bone
of Head. 4 x 2 x 2 cm
- 3) Abrasion over Left Hand
dorsal aspect. 5 x 4 cm.

If bruises be present what is
the condition of the
subcutaneous tissues?

(N.B.—(When injuries are
numerous and cannot be
mentioned within the space
available they should be
mentioned on a separate
paper which should be
signed).

18. Other injuries discovered by
external examination or
palpation as fractures etc.

- 1) Fracture of occipital skull
bone
- 2) Fracture of Rt. frontal skull
bone.

(a) Can you say definitely
that the injuries shown
against serial Nos. 17
and 18 are ante mortem
injuries?

Yes

11. Internal Examination—

13. Head—

(i) Injuries under the scalp, their nature.

1) CLW over occipital Region of Head $7 \times 2 \times 2$ cm

(ii) Skull—Vault and base—describe fractures, their sites, dimensions, directions, etc.

- fracture of occipital skull bone

2) CLW over Rt frontal bone of Head $4 \times 2 \times 2$ cm

- fracture of Rt frontal skull bone

(iii) Brain—The appearance of its coverings, size, weight and general condition of the organ itself and any abnormality found in its examination to be carefully noted (weight M. 3 grams F. 2.75 grams).

- Bleeding in subcutaneous tissue

- Bleeding through Rt cerebrum

- hematoma of $4 \times 2 \times 2$ cm present.

20. Thorax—

(a) Walls, ribs, cartilages

- No injuries

(b) Pleura

- congested

(c) Larynx, Trachea and Bronchi.

- congested

(d) Right Lung

- congested

(e) Left Lung

- congested

(f) Pericardium

- congested

(g) Heart with weight

} filled with blood

(h) Large vessels

(i) Additional remarks.

15. Injur
Indic

21. Abdomen—

Walls No injuries seen

Peritoneum Congested

16. Po.
Esp
of
dro
abs
with
skir

Cavity

Bucal Cavity, teeth, tongue
and Pharynx.

Tongue inside mouth $\frac{8}{8} / \frac{8}{8}$

Desophagus

congested

17. Su
inj
tion
anc
acc
pro
to t

Stomach and its contents

congested. c Semiliquid material
present.

Small intestine and its
contents.

congested c semidigested food
material

Large intestine and its
contents.

congested

Liver (with weight) and gall
bladder.

- congested

Pancreas and Suprarenals

- congested

Spleen with weight

- congested

Kidneys with weight

congested

Bladder

} NAD

Organs of generations

Additional remarks with
where possible, medical
officer's deduction from the
state of the contents of the
stomach as to time of death
and last meal.

} NAD

18. Ot
ex
pa

(a

State which viscera (if any)
have been retained for
chemical examination and
also quote the numbers on
the bottles containing the
same.

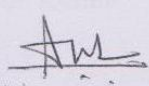
Not preserved

2. Spine and Spinal Cord—

Opinion as to the cause
probable cause of death.

According to my opinion the
cause of death of deceased is due to
Head injury

18/8/2017



(Signature)

The Spinal Cord need not be examined unless there are any indications of disease, Strychnia poisoning or injury.
note—The report must be written and signed immediately after the examination. Medical Officers will at once
despatch a duplicate copy to the Civil Surgeon of their district for record in his office.
Great care should be taken not to cut the viscera before they have been inspected *in situ*.

8

No.

200

Place Dispensary
Civil Hospital

Rural Hospital
Naugaon.

200

Forwarded to the Police Sub-Inspector

P. S. Kuntur

for information with reference to his No.

of 18/8/2017

2. Viscera has been preserved. It may please be stated *immediately* whether examination by the Chemical Analyser is necessary or it is to be destroyed.

Civil Surgeon or M. M. S. Officer

Copy forwarded with compliments to the Civil Surgeon,

for information.

M. M. S. Officer

Seen and examined by the Civil Surgeon,

201

Remarks of the Civil Surgeon,

(if any)

Civil Surgeon