

FORM COMP AA

(sec Rules 253 (c)] 254 (c) (iii), 254 (80 255 (1) (iv))

REPORT ABOUT THE MOTOR VEHICLES ACCIDENTS

1	Name of the Police Station	Nanded rural
2	CR.NO./TAR No./SDE No.	71/2018 U/s 279, 304(A) IPC
3	Date, Time and Place of the accident.	19/02/2018 at 09.00 hrs. Nandd to Latur Road Vasarni Nandd
4	Name of the Injured / Deceased	1)Santosh Ashok Pawar age 20 year 2)Rekha Ashok pawar 40 R/o. Himatpur Balirampur Nanded
5	Name of Hospital to Which he/she was removed	Govt. Hospital Vishnupuri Nanded
6	Number of vehicles and type of the vehicle	C.G. 07/C-3538 Trelar (Truck)
7	Name and address of the Driver of the vehicle with particulars or Driving License of the said Driver and the address of the Issuing Authority of the said Driving License. The number of Badge in case of Public Service Vehicle and the address of the Issuing Authority of the said Badge.	Upendra Bachanu Arjan 30 year R/o. Bhidar Tq. Bhidur Tq. Bhadawan Dist. Waransi UPGS-20150013716 R.T.O. Waransi
8	Name and Address of the Owner of the vehicle as it stands on the date of the accident.	Mohammad Mufidkhan Ahemadkhan R/o. Khursipar Bhilali Dist. Durg C.G.
9	Name and address of the insurance Company with whom the vehicle was insured and the Divisional office of the said insurance Company.	Future General Insurance Company
10	Number of Insurance Policy/Insurance Certificate and the date of Validity of the insurance Policy/Insurance Certificate.	2017-V5144605-FCV 17/07/2018
11	Action taken if any and the result there of	An offence has been registered against the accused. After completion of investigation Charge-sheet has been submitted.

Inspector of Police
Police Station Nanded Rural

जबाब

दि. 19/02/18

मी संतोष अशोड पवार वय 20 वर्ष व्यवसाय
शिक्षण श. दिम्भापूर बकीरामपूर जवळ गोंड
मो. 9767729337

समस्त सरकारी दवाखाना विष्णुपूर येथील अय-
द्यात विभागात विचारले वरून शांगणे की मी वरिष्ठ विद्या-
ग्या शाखेत अयुक्त मला देऊ वहीणी व एड माऊ
अयुक्त आई-वडील मजुरी करतात मी शिक्षण शिकणे.

ज्ञान दि. 19/02/18 येथी सहायी आई रेखा हीला
गुरुगोविंदविंघनी समिचांशिडी वॉलेन विष्णुपूर येथे गुने-
दाशमार्गता मयलेल्या कामाने विद्याणी मजुरीला जायचे अ.
शलेने तिला नेवून शेडव्यायणी आमची स्कूरी कु. MH-
26-BH-4463 वर आई रेखा हीला पाणीमार्गे वय-
वून विष्णुपूर भागात सयतागा सहायी नऊ वाजताने सु-
मायक वयवणी जवळ पाणीमार्गे येणारे लोडिंग व्हटेनर
कु. CG-07-C-3538 हा चालडाने हयगई व निष्का
वृत्तीपणाने अरथाव वेगात चालवून माझे स्कूटीला जोरणी ध-
डक दिलेने माझी ध्याली पडून आई रेखा हीचे डोक्या-
वरून व्हटेनरने उपर गेल्याने कुवटी फुडून जागेवरून
वैशुध्द पडली तर माझे डोक्या पायाचे मांडीवरून व
डोक्या हाताने अंगठ्यावरून उपर गेल्याने मांभीर मार
लायून डेक्कर झाले. यहाणारे लोडिंगी तावडतेष उपचार
डामी श. द. विष्णुपूर येथे भाणले अयता M.O. चांगी
09:45 वा. आईला तपासून मया घोषीण डेल व माझे-
वर उपचार चालु आहेत.

तरी ज्ञान दि. 19/02/18 येथी सहायी नऊ वा.
मी आईला पाणीमार्गे स्कूटीवर वयवून येत सयतागा
व्हटेनर कु. CG-07-C-3538 चा चालडाने पाणी-
मार्गे स्कूटीला जोरणी झडक देवून मला गंभीर

Pl. is
considers ok
Present.
19/02/18
11:15 AM.
T. R. D. K. S.

अली प्रेस, पं.पणी.
मा.मु. औ - (के) २५९

For

CRIME DETAILS FROM

घटनास्थळ पंचनामा / गुन्ह्याच्या तपशीलाचा नमुना

1. State महाराष्ट्र Dist नांदेड P.s. पोलीस ठाणे नांदेड (श्री) FIR/Proceeding /G.D.No 71/18 Year 2018 Date _____
राज्य महाराष्ट्र जिल्हा नांदेड पोलीस ठाणे नांदेड (श्री) पहिली खबर क्र. / कार्यवाही क्र. _____ वर्ष _____ तारीख _____

2. Act and Sections : भा.दा.वि. कलम २७७, ३०५(१), ३३६
अधिनियम व कलमे :

3. The Place of Occurrence shown by : _____
घटनेचे ठिकाण दाखविण्याचे :

Name : गंगाराम भातावाले Father's /Husband's Name : श्री. लाल भातावाले
नांव : गंगाराम भातावाले पित्याचे / पतीचे नांव :

Address : श्री. वसुंधरा ना. वि. नांदेड
पत्ता :

4. TYPE OF CRIME (All including M.O Crime) :

गुन्ह्याचा प्रकार (गुन्ह्याच्या सर्व पद्धती सह) :

(i) Major Head : भ्रमपध्दा (ii) Classification of Major Head _____
प्रधान शीर्षक : भ्रमपध्दा प्रधान शीर्षके वर्गीकरण :

(iii) Method (s) झांपले ताब्यातून झेलर स्वगट व निष्ठाळणीपणाचे भरधाव वेगाने
पद्धती : चालवून स्फुटीला, यड्ड देवून एकावे मरणाक तर एकाला गंभीर

1 गंभीरी होण्याक चालक कारणांमुळे झाले

2 _____

3 _____

(iv) *Conveyances used : स्फुटी रु. MM-२६-४H-५५६३ व डेटेनर रु. CG-०७-८
वापरलेली वाहने :

(v) *Character assumed : 3538
केलेले वर्णन / केलेली बतावणी :

(vi) *Language / S.lang.used : _____
वापरलेला भाषा / बोली भाषा :

(vii) *Special feature - 1 : _____
विशेष वैशिष्ट्य - १ :

(viii) *Special Feature - 2 : _____
विशेष वैशिष्ट्य - २ :

(ix) *Special Feature - 3 : _____
विशेष वैशिष्ट्य - ३ :

(x) *Type of place of Occurrence : सार्वजनिक शेडवळ
घटनेच्या ठिकाणाचा प्रकार :

(xi) *Type of Property Involved (4 Types) (Major head of the property to be filled
अंतर्भूत मालमतेचे प्रकार :


(1) _____ (2) _____

(3) _____ (4) _____

जबमी क्षेत्रात तर भाई रेखा हीचे मरणाने
कारणीमा ह्याला तसे नमुन उठेनर चालडावर
कार्यवाही करावी.

माझा वशिष्ठ जबाब माझे झगणे प्रमाणे
लिहीला तो मी वाचून पाहिला वरोवर व छटा भाई.

समक्ष


डॉ. ए.म. देशमुख

फोहो 1630

पो.स्टे. नॉरंड (गज)

डा. जबाब दिना.

RH

सि. म. सतोष

Pl. conscious at
present

11:30 AM

19/02/18

JR Sirothan



दि. 19/2/2018

SPN 0.26 वेष्ट 14.07 का.

क्र. नं. 71/2018

कलक 304 (क) 338 279 JRE

प्रमाणे दाखल करताना तपास

PSJ पवार साहेब पोहोचले

सिने


मंडी

धराचे समोरीत मोडलपा जागेत खुर्ची राखून रोडलगत वसलेले
 झयता रोडने वधनाली वरून चालु झपाताना व रोडचे काम चालु
 झयलेले व रोडला खडे पडलेले वहातुड दडू चालु होय एका
 स्कुटीवर पाणीमागे वार्ड झेवून एका तरुण डेमरी कुडून सोबेडकर चौड
 वडे जात झपाताना पाठी माभून एका ट्रेलर हा चालकागे गिळ्हाळनी पणाने
 भरघाव वेगात चालवून स्कुटीला धडळ दिलेने स्कुटीवर लोड्हेदी खाली
 पडून वार्डचे डेक्कावरून व तरुणाले डाव्या कांडुने पापावरून घाबर झायून
 गोंगीर जायमी होवून वार्ड दवाळान्यात मरण पावली झये शौंगून खदली
 धरणा चाल विडायी घडल्याने शौंगून धरणास्थळ दाखविले.
 सधचे धरणास्थळ हे डेमरी चौड ते सोबेडकर चौड जाणारे
 रोडवर वसरणी गावाजवळ भंगाराम भातावाले याले धरायशौर झायून
 धरणास्थळा वर १० फुट रुंदीचा काम चालु झयलेला व विडविडायी
 खडे पडलेला रोड झयून धरणास्थळावर स्कुटी क्र. MH-२६-६८-
 ५५६३ ही रोडच्या डाव्या कांडुला पडलेली दिता झयून ट्रेलर क्र.
 C-०७-C-३५३४ हा वण उभा झयून ट्रेलाच्या डाव्या कांडुच्या
 पाठीमागील रापरला रका लागलेले दिता आहे तथेच रोडवर पण
 रकताचे उग दिता आहे ट्रेलर वर रोडच्या कोशीला वापरण्यात
 येणारा माल दिता झयून रोडी वरान राठ तपासणी डायी
 पोस्टेला झेवून जात आहे.

- सध धरणास्थळानी चतुर्दिशा खालिल पुमाणे
- पूर्वेक :- डेमरी चौड जाणारा रोड
 - पश्चिमेक :- सोबेडकर चौड (लातूरडाय) जाणारा रोड
 - दक्षिणेक :- भंगाराम भातावाले याले धर व गुडे इथान
 - उत्तरेक :- रेडीसो डेडाडडे जाणारा रस्ता वसरणी
- सधच्या धरणा स्थळ पंचनामा भाग्धि व पंचायती दिता
 परिच्छिप्ती पुमाणे केला वरोवर न खरा आहे.

5. Particulars of the victims (Attach separate Sheet, if required):
 बर्कीचा तपशील (आवश्यक असल्यास स्वतंत्र कागद जोडावा):

For

Sr. No. अ. क्र.	Full Name संपूर्ण नांव	Date/Year of Birth जन्मतारीख/वर्ष	Sex लिंग	Nationality राष्ट्रीयत्व	Religion धर्म	Whether SC/ST जाती व जाती	Occupation व्यवसाय	Address पत्ता	Injury: Grievous/ Simple दुखापत गंभीर/साधी	M. No.
1	2	3	4	5	6	7	8	9	10	
①	शेवा भरोषेकर पवार	५०	स्त्री	भारतीय	बौद्ध	बौद्ध	मजुरी	हिंमतपूर	मृगत	
②	सतोष भरोषेकर पवार	६०	पुरुष	-११-	-११-	-११-	शिक्षण	-११- अपघात	गंभीर	

6. Motive of Crime :

गुन्याचा हेतू : याशिवाय ट्रेलर क्र. एज-०७-८-५५३४ च्या चालकाचे भागपते ताच्याशिवाय ट्रेलर हद्दगाई व निव्हाळणीपणाने अरध्याव वेगाने चालवून स्कुटी ला धडक देवून एकाचे मरणाला तसे एकाचा गंभीर जखमी होण्याचा कारणामूळ.

7. Details of properties stolen / Involved : (Use appropriate prescribed forms (s) and attach):
 चोरीच्या / अंतर्भूत मालमत्तेचा तपशील (योग्य नमुना वापरवा व सोबत जोडावा):

8. Description of the place of occurrence :

घटनेच्या जागेचा वर्णन :

आम्ही पो. उप-नि. बि.बि. पवार यांनी नमुद पंचनामा उद्देशी चौक ते सोबंडकर चौक जागारे शेडकर गंगाराम भातावाले यांचे धरासमोर जोलावून गुर.नं. जाईबाई कुलम २५, ३० पर (स), ५३४ आनंदगि. मधील शुद्धयाच्या धरनास्थळ पंचनामा बघणेआहे. आपण पंचवटून हातर २६१ वगैरे कळविले असून पंचनामी संमती देवून घेऊन हातर आले. सोबता प्रत्यक्ष दृष्टी साक्षिदार गंगाराम शोडूलाळ भातावाले श. वसवण्णि हे हातर भयून त्यांनी मी आऊ दि. गंगाराम रोकी मळावी नऊ वाजताले सुमारयास माझे

MLPM No 151118
20-2-18

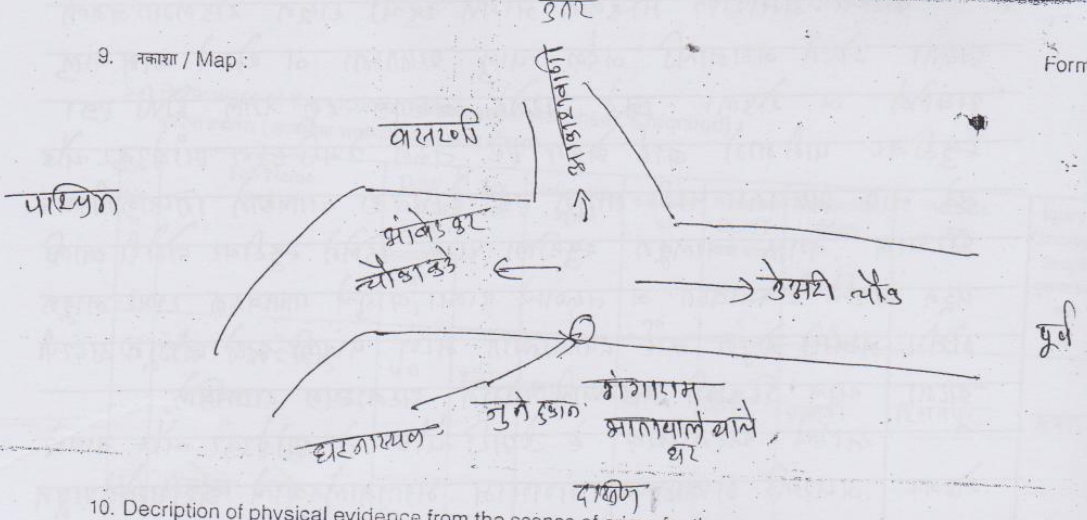
Memorandum of a post-mortem examination held at DE-SC GMC, Nanded. Dispensary Hospital
on the dead body of Santosh Ashok Pawar. Village Himmatpur Near Hospital
of City Balisampur, Nanded.
Taluka Nanded, District Nanded, by DE. S. B. Madewar
DE. V. R. Inathore

I. General Particulars—

1. (a) By whom was the corpse sent? P.S. I B.B. Pawar
P.S. Nanded (G.E.M.N.)
- (b) Name of place from which sent. } DE-SC GMC, Nanded.
- (c) Distance of place from which sent. }
2. By whom was the corpse brought? } P.C. Kende, B.No. 2462
P.S. Nanded (G.E.M.N.)
3. By whom identified? }
4. The date, hour and minute of its receipt. 8-45 P.M. 19-2-18
- (a) The date, hour and minute of beginning post-mortem examination. 7.00 a.m. } 20-2-18
- (b) The date, hour and minute of ending post-mortem examination. 8.00 a.m. }
5. Substance of accompanying Report from Police Officer or Magistrate together with the date of death if known. Supposed cause of death or reason, for examination. As per Police Inquest alleged with of road traffic accident on 19-2-18 at 9.00 hrs and died during treatment on 19-2-18 at 18.30 hrs supposed cause of death due to accident.

9. नकाशा / Map :

Form : 2-I



10. Description of physical evidence from the scene of crime for the property recovered / seized for the purpose of investigation :

तपासकामी प्रत्यक्ष पुरावा म्हणून गुन्हाच्या जागेवरून मिळविलेल्या / जड केलेल्या मालमतेचे वर्णन :

₹ 20,00,000/- एक देणूक क्र. CG-07-C-3538 इमांक असलेला
न्याय शाखेचे कोर्गीशाही वापरण्याचे लोखंडी सामान
भारतोणे जुना वायरो कि. अं.
₹ 20,00,000/- एकूण

11. Date and Time of Panchnama

पटनास्थळ पंचनाम्याची दिनांक :

19/02/18

Time

वेळ

14-30

to

15-15

पर्यंत

12. Name of Panchas

पंचाची नांव :

Signature of Panchas

पंचाच्या सहा

1. शुभम सुभाष पवार वय 19 वर्षे व्यवसाय शिक्षण ①

Full Address

पूर्ण पत्ता :

शा. गोविंदनगर नमस्कार चौडाजवळ नोंदंड

मो. 9767908808

2. शेरित बालाजी चालखुरे वय 22 वर्षे व्यवसाय शिक्षण ②

Full Address

पूर्ण पत्ता :

शिक्षण शा. वजरंग कॉलनी एम.जी.एम

कॉलेज समोर नोंदंड मो. 82081पापडा

Date :

19/02/18

दिनांक :

Name and Signature of Investigation Officer

तपासक अमलदाराची सही

Name :

वि. वि. पवार

Rank :

पो. डप. गि.

B.No. If any

ब. न.

MLPM No 151118
20-2-18

C. M. 67 e

Memorandum of a post-mortem examination held at DE-SC GMC, Nanded. Dispensary
on the dead body of Santosh Ashok Pawar. Village Himmattpur Near Hospital
of City Balisampur, Nanded.
Taluka Nanded, District Nanded, by DE. S. B. Madewar
DE. V. R. Inathore

I. General Particulars—

1. (a) By whom was the corpse sent? P.S. I B.B. Pawar
P.S. Nanded (GEMT)
- (b) Name of place from which sent. } DE. SC GMC, Nanded.
- (c) Distance of place from which sent. }
2. By whom was the corpse brought? } P.C. Kendre, B.No. 2462
P.S. Nanded (GEMT)
3. By whom identified? }
4. The date, hour and minute of its receipt. 8.45 am. 19-2-18
- (a) The date, hour and minute of beginning post-mortem examination. 7.00 am }
20-2-18
- (b) The date, hour and minute of ending post-mortem examination. 8.00 am }
5. Substance of accompanying Report from Police Officer or Magistrate, together with the date of death if known. Supposed cause of death or reason, for examination. As per Police Inquest alleged with of road traffic accident on 19-2-18 at 9.00 hrs and died during treatment on 19-2-18 at 18.30 hrs supposed cause of death due to accident.

10. **Condition of body**—Whether well-nourished, thin or emaciated, warm or cold.

Average built, cold.

11. **Rigor Mortis**—Well-marked, slight or absent; whether present in the whole body or part only.

Rigor mortis present in all body parts, well marked.

12. Extent and signs of decomposition, presence post-mortem lividity of buttocks, loins, back and thighs or any other part. Whether bullae present and the nature of their contained fluid. Condition of the cuticle.

No sign of decomposition. Post mortem lividity present on posterior aspect of body except pressure areas, fixed.

13. **Features**—Whether natural or swollen, state of eyes, position of tongue; nature of fluid (if any) oozing from mouth, nostrils or ears.

features — natural.

Eyes — partially opened

cornea — hazey

Mouth — closed

tongue — inside mouth.

No oozing from ears, nose and mouth.

14. **Condition of skin**—Marks of blood etc. In suspected drowning the presence or absence of cutis anserina to be noted.

DET, pale

6. If not examined at Dispensary or Hospital—

(a) Name of place where examined.

(b) Distance from Dispensary or Hospital—

(c) Reason why the body was not sent to the Dispensary or Hospital.

NOT applicable

II. External Examination—

7. Sex, apparent age, race or caste.

20 years, male.

Description of clothes and of ornaments on the body.

Blue coloured half T-shirt
red coloured right pant
red coloured waist thread.
hospital bandage present over left hand
left elbow and around left ankle.

Condition of the clothes—
Whether wet with water, stained with blood or soiled with vomit or faecal matter.

DET, handed over to P.C. on duty

Special marks on the skin such as scars, tattooing etc., any malformations peculiarities, or other marks of identification. State of the teeth.

identified body

Teeth. 14/14

In newly born infants, the length and (if possible), the weight of the body to be recorded together with the state of the hair, nails and umbilical cord, its length, whether placenta is attached or not, if present, its size and condition.

not applicable

Case No 1517/18
20-12-18

III. Internal Examination—

19. Head—

(i) Injuries under the scalp, their nature.

Intact, no injury

(ii) Skull—Vault and base, describe fractures, their sites, dimensions, directions, etc.

Intact, no fracture

(iii) Brain—The appearance of its coverings, size, weight and general condition of the organ itself and any abnormality found in its examination to be carefully noted (weight M. 3 grams F. 2.75 grams).

Meninges - Intact, congested
Brain - intact, pale.

20. Thorax—

(a) Walls, ribs, cartilages Intact, no fracture.

(b) Pleura Intact, no free fluid

(c) Larynx, Trachea and Bronchi Intact, no foreign body

(d) Right Lung }
(e) Left Lung } Intact, pale

(f) Pericardium Intact

(g) Heart with weight }
(h) Large vessels } Intact, blood and blood clot's present

(i) Additional remarks Nil

5. Injuries to external genitals.
Indication of purging.

No injury to genitals
No purging.

19.

3. Position of limbs—

Especially of arms and of fingers in suspected or drowning the presence or absence of sand or earth within the nails or on the skin of hands and feet.

straight.

- ① contused abrasion present over left upper limb extending from axilla to forearm vertically placed, on lateral aspect of size 30cm x 8cm, reddish
- ② Abraded contusion present over left flank in an area of 20cm x 15cm obliquely placed, reddish

Surface wounds and injuries—Their nature, position, dimensions (measured) and directions to be accurately stated their probable age and causes to be noted.

- ③ multiple contused abrasion present over posterior aspect of left thigh in an area of size extending from 10cm x 4cm to 2cm x 0.5cm, reddish
- ④ multiple contused abrasion present over left lower leg anterior aspect sizes ranging from 10cm x 2cm to 1cm x 0.5cm, reddish

If bruises be present what is the condition of the subcutaneous tissues?

- ⑤ lacerated wound present over left heel on medial aspect of size 9cm x 1cm x bone deep, reddish

- ⑥ crush amputation of left thumb nail bed of size 1.5cm x 1cm x muscle deep, red.

(N.B.—(When injuries are numerous and cannot be mentioned within the space available they should be mentioned on a separate paper which should be signed).

- ⑦ contused abrasion present over posterior aspect of right hand of size 2.5cm x 0.5cm.

- ⑧ Intravenous mark present on right forearm, upper part anterior aspect

Other injuries discovered by external examination or palpation as fractures etc.

fracture dislocation of shaft of left femur with swelling in left thigh

(a) Can you say definitely that the injuries shown against serial Nos. 17 and 18 are ante mortem injuries?

Yes ante mortem


20.


22. Spine and Spinal Cord —

7
intact, not opened.

Opinion as to the cause
probable cause of death.

66 Hemorrhagic shock due to left femur fracture with blunt trauma to abdomen "


Dr. V.R. Wathore
Excident
Dept. of Forensic Medicine
Dr. S.C.G.M.C. Vishnupur,
Nanded-431006


Dr. S.B. Madewad
Asst. Professor
Dept. Of Forensic Medicine & Toxicology
Dr. Shankarrao Chavan Govt.
Medical College, Nanded.

Dated 20-2-2018

(Signature)

*The Spinal Cord need not be examined unless there are any indications of disease, Strychnia poisoning or injury.
Note—The report must be written and signed immediately after the examination. Medical Officers will at once despatch a duplicate copy to the Civil Surgeon of their district for record in his office.
Great care should be taken not to cut the viscera before they have been inspected *in situ*.

10. **Condition of body**—
Whether well-nourished, thin
or emaciated, warm or cold.

Average built, cold.

11. **Rigor Mortis**—Well-marked,
slight or absent; whether
present in the whole body or
part only.

Rigor mortis present in head,
neck, muscle.

12. Extent and signs of decom-
position, presence post-
mortem lividity of buttocks,
loins, back and thighs or any
other part. Whether bullae
present and the nature of
their contained fluid.
Condition of the cuticle.

No. signs of decomposition.
Post mortem lividity present on
posterior aspect of body except
pressure areas, not fixed.

13. **Features**—Whether natural
or swollen, state of eyes,
position of tongue: nature of
fluid (if any) oozing from
mouth, nostrils or ears.

features - distorted.
EYES - partially
 opened. cornea - haz
MOUTH - partially
 opened. Tongue - inside
 mouth.

14. **Condition of skin**—Marks
of blood etc. In suspected
drowning the presence or
absence of cutis anserina
to be noted.

dry, pale.

If not examined at Dispensary or Hospital—

(a) Name of place where examined.

(b) Distance from Dispensary or Hospital—

(c) Reason why the body was not sent to the Dispensary or Hospital.

not applicable

II. External Examination—

Sex, apparent age, race or caste.

40 years, female.

Description of clothes and of ornaments on the body.

Red coloured saree, red coloured blouse, pink coloured palkas, red coloured nicke.

Condition of the clothes—

Whether wet with water, stained with blood or soiled with vomit or foecal matter.

Dry, handed over to P.C. on duty

Special marks on the skin such as scars, tattooing etc., any malformations peculiarities, or other marks of identification. State of the teeth.

Identified body
Teeth - Intact, 16/16

In newly born infants, the length and (if possible), the weight of the body to be recorded together with the state of the hair; nails and umbilical cord, its length, whether placenta is attached or not, if present, its size and condition.

not applicable

III. Internal Examination

19. Head

- (i) Injuries under the scalp, their nature.
- (ii) **Skull**--Vault and base--describe fractures, their sites, dimensions, directions, etc.
- (iii) **Brain**--The appearance of its coverings, size, weight and general condition of the organ itself and any abnormality found in its examination to be carefully noted (weight M. 3 grams F. 2.75 grams).

meninges
Brain

} refer to column no. 17

20. Thorax

- (a) Walls, ribs, cartilages fracture of 2nd to 9th rib in. left anterior axillary line, intercostal muscle.
- (b) Pleura hemothorax present with fracture margin infiltrated b/c Intact, no free fluid.
- (c) Larynx, Trachea and Bronchi. Intact, no foreign body
- (d) Right Lung } Intact, pale congested.
- (e) Left Lung } Intact, pale congested.
- (f) Pericardium Intact
- (g) Heart with weight } Intact, blood and blood clots present.
- (h) Large vessels } Intact, blood and blood clots present.
- (i) Additional remarks. Nil

5. Injuries to external genitals. Indication of purging.

No injury to genital
No purging

19.

5. Position of limbs— Especially of arms and of fingers in suspected drowning the presence or absence of sand or earth within the nails or on the skin of hands and feet.

straight

7. Surface wounds and injuries—Their nature, position, dimensions (measured) and directions to be accurately stated their probable age and causes to be noted.

① crush injury present over head extending from root of nose to occipital region with underlying skull bone fractured into pieces with meninges lacerated and underlying brain matter missing fracture margins irregular, infiltrated with blood.

If bruises be present what is the condition of the subcutaneous tissues?

② crush laceration present over left upper limb extending from left shoulder to dorsum of left hand with underlying muscle and vessels crushed and bone exposed.

(N.B.—When injuries are numerous and cannot be mentioned within the space available they should be mentioned on a separate paper which should be signed).

18. Other injuries discovered by external examination or palpation as fractures etc.

Refer to column no-17

(a) Can you say definitely that the injuries shown against serial Nos. 17 and 18 are ante mortem injuries?

Yes, ante mortem.

22. Spine and Spinal Cord

Intact, not opened.

Opinion as to the cause
probable cause of death.

"Crush injury to head"

[Signature]

Dr. V.R. Wathore

00105-10000
District Forensic Hospital
District, Chitaval, Chandrapur
Mandla-431006

[Signature]

Dr. S.B. Madewad

Asst. Professor
Dept. Of Forensic Medicine & Toxicology
Dr. Shankarrao Chavan Govt.
Medical College, Nanded.

Dated 19-2-2018

(Signature)

*The Spinal Cord need not be examined unless there are any indications of disease, Strychnia poisoning or injury
Note—The report must be written and signed immediately after the examination. Medical Officers will at once
despatch a duplicate copy to the Civil Surgeon of their district for record in his office.
Great care should be taken not to cut the viscera before they have been inspected *in situ*.

21. Abdomen—

Walls Intact

Peritoneum Intact

Cavity Intact, no free fluid

Buccal Cavity, teeth, tongue and Pharynx. Intact, no foreign body.

Esophagus Intact

Stomach and its contents Intact, empty, no abnormal smell perceived, mucosa congested.

Small intestine and its contents.

Large intestine and its contents.

Intact, distended, partially loaded with faeces and gases

Liver (with weight) and gall bladder.

Pancreas and Suprarenals

Spleen with weight

Kidneys with weight

Intact, pale congested

Bladder

Intact, empty

Organs of generations

Intact
uterus - non pregnant

Additional remarks with where possible, medical officer's deduction from the state of the contents of the stomach as to time of death and last meal.

No

State which viscera (if any) have been retained for chemical examination and also quote the numbers on the bottles containing the same.

Nil

ML PM No. 150/18
19-2-18

Place Dispensary
Civil Hospital


Dr. SCGM, Nanded.

Forwarded to the Police Sub-Inspector

Nanded (G-zamra)

for information with reference to his No. F.M.C. No. 1313/18 of 19-2-2018.

* Viscera has been preserved. It may please be stated *Immediately* whether examination by the Chemist is necessary or it is to be destroyed.



Dr. V.R. Wathore
Resident
Dept. of Forensic Medicine
Dr. S.C.G.M.C. Vishnupur
Nanded-431606

Dr. S.B. Madewad
Civil Surgeon or M.M.S. Officer
Asst. Professor
Dept. Of Forensic Medicine & Toxicology
Dr. Shankarrao Chavan Govt.
Medical College, Nanded.

Copy forwarded with compliments to the Civil Surgeon,

for information.

M. M. S. Officer

15
A
7/2

Seen and examined by the Civil Surgeon,

20

Remarks of the Civil Surgeon,



Civil Surgeon