

FORM COMP AA
(sec Rules 253 (c), 254 (c) (iii), 254 (80 255 (1) (iv))
REPORT ABOUT THE MOTOR VEHICLES ACCIDENTS

1	Name of the Police Station	Ramtirth dist.Nanded
2	CR.NO./TAR No./SDE No.	122/2022 U/S 279, 338,304(a) of I.P.C
3	Date, Time and Place of the accident.	01/08/2022 at 12.30 hrs Narsi to Biloli road near Lohgaon Tq.Biloli dist. Nanded.
4	Name of the Injured / Deceased	Blaji Mahajan Navghare age 38 year r/o Lohgaon Tq. Biloli dist. Nanded
5	Name of Hospital to Which he/she was removed	Govt. Hospital Nanded
6	Number of vehicles and type of the vehicle	MH 34 M 2512 Tempo
7	Name and address of the Driver of the vehicle with particulars or Driving License of the said Driver and the address of the Issuing Authority of the said Driving License. The number of Badge in case of Public Service Vehicle and the address of the Issuing Authority of the said Badge.	Sayyad Mussa Sayyad Haidarsab age 26 year r/o Tembhurni Tq. Biloli dist. Nanded MH 26 20200006780 RTO Nanded
8	Name and Address of the Owner of the vehicle as it stands on the date of the accident.	Abdul Mujib Abdul Raheman r/o near Jama Madjir Wajegaon Tq.dist. Nanded
9	Name and address of the insurance Company with whom the vehicle was insured and the Divisional office of the said insurance Company.	Reliqnce general Insurance
10	Number of Insurance Policy/ Insurance Certificate and the date of Validity of the insurance Policy/ Insurance Certificate.	17012223500001019 27/01/2023
	Action taken if any and the result there of	An offence has been registered against the accused. After completion of investigation Charge-sheet has been submitted.

Inspector of Police
Police Station Ramtirth
Dist. Nanded (M.S)

11/08/2022

N.C.R.B (एन.सी.आर.बी)
I.I.F.-1 (एकीकृत अ-वेधन फॉर्म - १)

FIRST INFORMATION REPORT
(Under Section 154 Cr.P.C.)
प्रथम खबर अहवाल
(कलम १५४ क्राइम प्रक्रिया संहिता)

Year (वर्ष): 2022

P.S. (ठाणे): वनली

Date and Time of FIR (प्र. सू. दिनांक आणि वेळ): 03/08/2022 15:06 बजे

District (जिल्हा): नांदेड

FIR No. (प्रथम खबर क्र.): 0122

2. S.No. (अ.क्र.) Acts (अधिनियम)

S.No. (अ.क्र.)	Acts (अधिनियम)
1	भारतीय दंड संहिता १८६०
2	भारतीय दंड संहिता १८६०
3	भारतीय दंड संहिता १८६०
4	भारतीय दंड संहिता १८६०

Sections (कलम)

३७९
304-A
३३७
३३८

3. (a) Occurrence of offence (गुन्ह्याची घटना):

1. Day (दिवस): दरमियानी दिन
Time Period (कालावधी):

Date From (दिनांक पासून): 01/08/2022

Date To (दिनांक पर्यंत): 03/08/2022

Time From (वेळेपासून): 12:30 बजे

Time To (वेळेपर्यंत): 13:35 बजे

(b) Information received at P.S. (माहिती मिळालेले पोलीस ठाणे):

Time (वेळ): 14:55 बजे

(c) General Diary Reference (रोजनामचा संदर्भ)

Entry No. (नोंद क्र.): 019

Date & Time (दिनांक आणि वेळ): 03/08/2022 14:55 बजे

4. Type of Information (माहितीचा प्रकार): लेखी

5. Place of Occurrence (घटनास्थळ):

1. (a) Direction and distance from P.S. (पोलीस ठाण्यापासून दिशा व अंतर): पूर्व, 15 किमी
Beat No. (बिट क्र.):

(b) Address (पत्ता): श्रीराम शेटकर यांचे शेताजवळ लौ, बिलोली

(c) In case, outside the limit of this Police Station, then (या पोलीस ठाण्याच्या हद्दीबाहेर असल्यास):

Name of P.S. (पोलीस ठाण्याचे नाव):

District (State) (जिल्हा (राज्य)):

6. Complainant / Informant (तक्रारदार/माहिती देणारा):

(a) Name (नाव): परमेश्वर महाजन नवघरे

(b) Father's/Husband's Name (वडील / पती चे नाव):

(c) Date/Year of Birth (जन्म तारीख/वर्ष): 1972

(d) Nationality (राष्ट्रियता):

(e) UID No. (यु.आय.डी. नं.):

(f) Passport No. (पारपत्र क्र.):

Date of Issue (दिल्याची तारीख):

Place of Issue (दिल्याचे ठिकाण):

(g) Id details (Ration Card, Voter ID Card, Passport, UID No., Driving License, PAN) ओळखपत्र विवरण (राशन कार्ड, मतदाता कार्ड, पासपोर्ट, यूआयडी नं., ड्राइविंग लाइसेंस, पॅन कार्ड)

S.No. (अ. क्र.) Id Type (ओळखपत्राचा प्रकार)

Id Number (ओळखपत्राचा क्रमांक)

1

(h) Address (पत्ता):

S.No. (अ. क्र.) Address Type (पत्त्याचा प्रकार) Address (पत्ता)

1 वर्तमान पत्ता

सलोहगाव, ता.बिलोली, रामतीर्थ, नांदेड, महाराष्ट्र, भारत

2 स्थायी पत्ता

सलोहगाव, ता.बिलोली, रामतीर्थ, नांदेड, महाराष्ट्र, भारत

(i) Occupation (व्यवसाय):

(j) Phone number (फोन नं.):

Mobile (मोबाइल नं.): 91-9579674575

7. Details of known/suspected/unknown accused with full particulars (माहीम असलेल्या /संशयित/अनोळखी आरोपींचा संपूर्ण पत्ता):

S.No. (अ.क्र.)	Name (नाव)	Alias (उर्फनाव)	Relative's Name (मातेवाईकाचे नाव)	Present Address (वर्तमान पत्ता)
1	टेम्पो क्र. MH-34-M-2512 चा चा टेम्पो क्र. MH-34-M-2512 चा चा टेम्पो क्र. MH-34-M-2512 चा चा			1. सदेमणी, नाथगाव, रामतीर्थ, नांदेड, महाराष्ट्र, भारत

8. Reasons for delay in reporting by the complainant/informant (तक्रारदार/माहिती देणा-याकडून तक्रार करण्यातील विलंबाची कारणे):

9. Particulars of properties of interest (संबंधीत मालमत्तेचा तपशील):

S.No. (अ.क्र.)	Property Category (मालमत्ता वर्ग)	Property Type (मालमत्ता प्रकार)	Description (वर्णन)	Value (In Rs/-) (मुल्य (रु. मध्ये))
----------------	-----------------------------------	---------------------------------	---------------------	-------------------------------------

10 Total value of property (In Rs/-)-(चोरीस गेलेल्या मालमत्तेचे एकूण मुल्य (रु. मध्ये)):

11 Inquest Report / U.D. case No., if any (इन्क्वेस्ट अहवाल/ अकस्मात मृत्यू प्रकरण क्र., जर असल्यास):

S.No. (अ. क्र.) UIDB Number (यु.आय.डी. बी.क्र.)

क्र. ३. ओ. (वाय) ३५५-५०,००० प्रती-१-२०१६.

CRIME DETAILS FORM

1. State: महाराष्ट्र District: महाराष्ट्र P.S.: श्रीगंगार Year: 2022 Date: 03.08.2022
 राज्य जिल्हा पोलीस ठाणे पहिली खबर क्र./कार्यवाही क्र. वर्ष तारीख

2. Act and Sections: 279, 337, 338, 304(A)
 अधिनियम व कलमे:

3. The Place of Occurrence shown by:
 घटनेचे ठिकाण दाखविण्याचे:
 Name: परमेश्वर Father's Husband's Name: महाशय नवधरे
 नाव: पित्याचे / पतीचे नाव:
 Address: मोहाण ना. विलोली
 पत्ता:

4. TYPE OF CRIME (All including M. O. Crime):
 गुन्ह्याचा प्रकार (गुन्ह्याच्या सर्व पध्दती सह):

(i) *Major Head: हत्या व लुटणी (ii) Classification of Major Head: कारणी मृत झाला
 प्रधान शिर्ष: गंभीर अप्रमी हात

(iii) *Method (s):
 पध्दती:

(1) यातील फियदिया माऊ बालाजी नवधरे हा शहर शेत
 (2) शहरात लडला आशाना शहरातून येणारे ठेव्या
 (3) ममडयम 2512 ये चालकाने बालाजी यास जोरात

(iv) *Conveyances used:
 वापरलेली वाहने: घडक डिली बालाजी ये कारीला, पाथाली

(v) *Character assumed:
 केलेले वेषांतर / केलेली बतावणी: गंभीर मार लावून त्याच मरणाक कारणी

(vi) *Language / S. lang. used:
 वापरलेली भाषा / बोली भाषा:

(vii) *Special Feature-1:
 विशेष वैशिष्ट्य - १:

*Special Feature-2:
 विशेष वैशिष्ट्य - २:

*Special Feature-3:
 विशेष वैशिष्ट्य - ३:

(viii) *Type of place of Occurrence:
 घटनेच्या ठिकाणाचा प्रकार: मौज मोहाण शिवार शहर शेत

(ix) *Type of property involved (4 Types): (Major head of the property to be filled)
 अंतर्भूत मालमत्तेचे प्रकार: आपत्ती नवळ महादेव मंदीर पाटी नवळ

1) _____ 2) _____
 3) _____ 4) _____

5. Particulars of the victims (Attach separate sheet, if required):
 बळीचा तपशील (अवश्यक असल्यास स्वतंत्र कागद जोडावा) :

Sr. No. अ. क्र.	Full Name संपूर्ण नाव	Date/Year of Birth जन्म तारीख वर्ष	Sex लिंग	Nationality राष्ट्रीयत्व	Religion धर्म	Whether SC/ST जाती जमाती	Occupation व्यवसाय	Address पत्ता	Injury (Grievous/Simple) गंभीर/साधी	Means साधने
1	2	3	4	5	6	7	8	9	10	11
1)	काकाजी महाशुण नवधर	38 98 वर्षे	पु	भारतीय	हिंदू	मातंगी	मजुरी	कोडगाव	अपघाताने गंभीर जखमी मरण पावला	

6. Motive of crime :

गुन्ह्याचा हेतू :

हत्याचा व लोकाळगीपणा

7. Details of properties Stolen / Involved : [Use appropriate prescribed forms (s) and attach]:
 चोरीच्या / अंतर्भूत मालमत्तेचा तपशील (योग्य नमुना वापरावा व सोबत जोडावा) :

8. Description of the place of occurrence :
 घटनेच्या जागेचे वर्णन :

मी एम. आर. शेष पो. उप. नि. पो. ठाणे शमतिव येथे
 नमोमुळसि अशुण पो. व्हे. मुसल 12/12 क
 279. 337. 338. 309 (A) आदवि गुन्ह्याचा धरणा स्वळ
 पंचनामा करण जामि मीज कोडगाव शिवायत शहर ले
 कोडगाव जागार शहर मधवे मंदिर पावून वळ घटना
 स्वळ एरर आला. गुन्ह्यातिला मिषादि परमेश्वर
 मधवे नवधर ए धरणा स्वळ एरर अशुण
 त्यांचे वोन पंचायतमध अविस्त एरर आंगिताली
 का. दि 01/08/22 रोजी दुपार 12:30 क

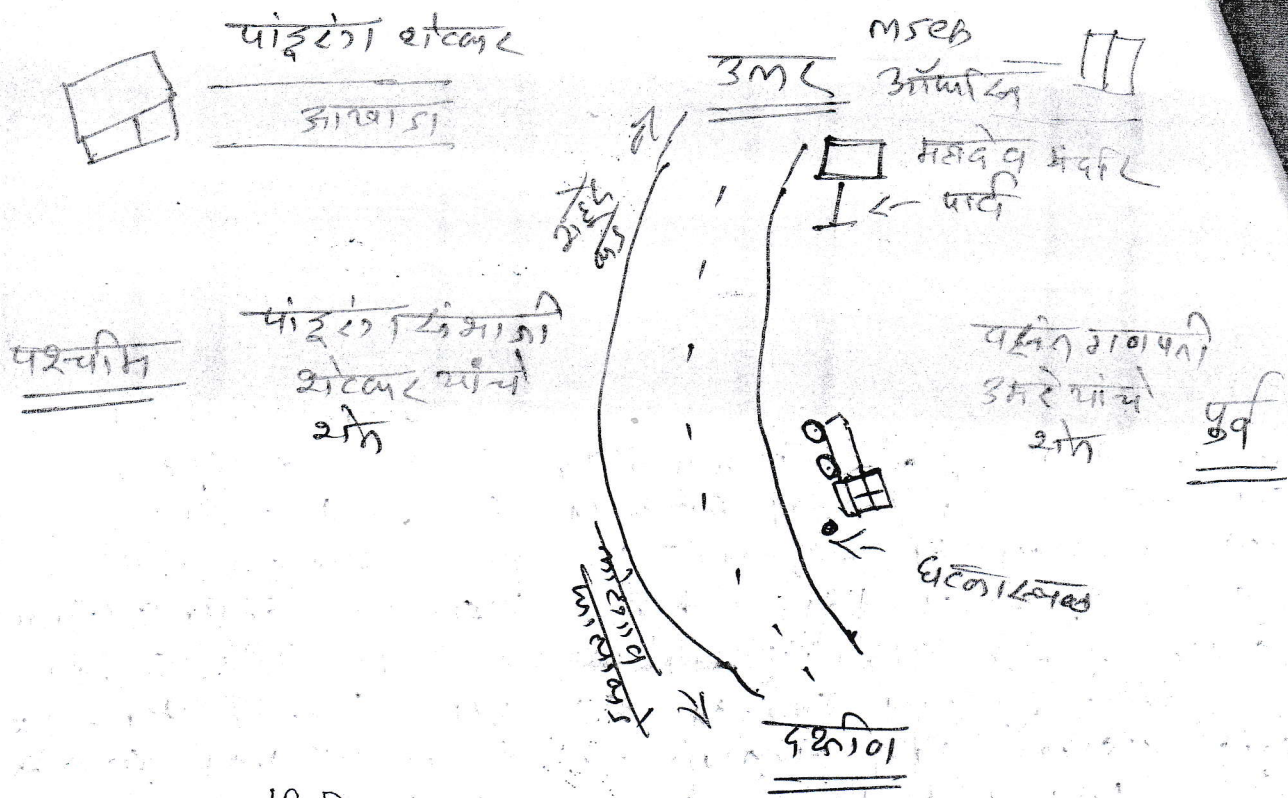
Description of the place of occurrence (Conted):-

घटनेच्या जागेचे वर्णन (पुढे चालु):

सुमारास मी व माझा भाऊ बालाजी नवथर असे कोरगाव शिवाराज शहर राडगावळ आसलेला आर्य शेतान गेला होता. तेथून आऊ बालाजी नवथर हा घरी जात म्हणून राडगावळ वडेला गेला होता आऊ बालाजी हा राडगावळ वडेला आशारा शहर वडेन उतायला महादेव मंदिर पाटीगावळ तेथी भरघुण कोणत तेथून भाऊ बालाजी ला जोराची घडण झाली व तेथी राडगावळ वडेला काळ्यान पडला. मी गावळ गेला पायीला आऊ बालाजी च दोन्ही पायाला काळी गंभीर मार लागली होती. व त्याच काळातून त्या घेत होत. एवढे तेथी ल. MH 34 M 2512 हा विपण भरलेला होता. मी व तेथी चालाय, व आमच शेत शेजारी सीराम रमेश शेठार व आणव शेठार असे भाऊ बालाजी पाऊ उपचार लागी एवढे कोरगाव व तेथून कुळुळकन ए. ड. नांदेस येथे तेथून येथील कुळु आह. व उपचार चालु आशाराणती दि 02/08/22 रोजी एकाळी 08:30 ला मला पावला वगैरे टेलीफोन आणून घटनास्थळाच ठिकाण दाखविले.

घटने घटनास्थळ हे माझे कोरगाव शिवाराज मसेब आप्पलिन नवळक वळगाव शहर ते कोरगाव जाणार शेठार महादेव मंदिर पाटीगावळ अशुन जवरी शेत आहे.

एवढे घटनास्थळाची चकुरिम पाहता पुर्वे वरुण गणपती उमर शीत शेत आहे. पश्चिमेक चांडुरंगी कभागी शेठार पांची शेत आहे. दक्षिमेक कोरगाव काळ्याव जाणारा जंवरु शेत व उत्तरेक शहर लड जाणारा जंवरु शेत आहे. येथे प्रमाण आम्ही घेत पंचाक्षमक घटनास्थळ पंचनामा केला. ती पंचना वान्यपुन दाखविला. त्याच त्याची मला केला वगैरे व अह शेत.



10. Description of physical evidence from the scene of crime for the property recovered seized for purpose of investigation :

तपासकामी प्रत्यक्ष पुरावा म्हणुन गुन्ह्याच्या जागेवरून मिळविलेल्या / जप्त केलेल्या मालमत्तेचे वर्णन :

11. Date and Time of Panchanama

घटनास्थळ पंचनाम्याची दिनांक

03.08.22

Time

वेळ 15:30 ते 16:00 पर्यंत

12. Name of Panchas

पंचाची नावे

Signature of Panchas

- 1) ~~महाराज रामेश शेटकर वध दा वध~~
 Full Address ~~व्या. शेती व~~
 पत्ता ~~लोहाव ता. विलोली~~
- 2) ~~माधव पांडुरंग शेटकर वध 30~~
 Full Address ~~वध व्या. शेती व~~
 पत्ता ~~लोहाव ता. विलोली~~

- 1)
- 2)

Name and Signature of Investigation Officer

तपासीक अमलदाराची सही.

Name

नांव : एम. आर. शिंदे

Rank

पदनाम पो. उपनि

B.No. if any

ब.न.

Date

दिनांक 03/08/22

Posting/नेमणक

2: 2/11

(O-127)-9-2008-5,00,000 Bks./4 lvs. --PA4*
G. D., No. 733/33, dated 16-6-41 and
R., H. and L.G.D. No. 733/33, dated 11-12-47,
of Surgeon General with the Govt. of Maharashtra, Bombay's
letter No. FRM/1462/19357/1, dated 4-7-62.]

MUPM No. 783/22
Date: 02/08/22

C. M. 67 e.

Memorandum of a post-mortem examination held at Dr SCGMC Nanded

Dispensary Hospital

on the dead body of Balaji Mahajan Nayghare
Village of Lohgarn
City

Taluka Biloli District Nanded by [Dr R.S. More]
[Dr S.G. Bhokre]

I. General Particulars-

1. (a) By whom was the corpse sent? PHC S.K. Bayas B.N. 2093
P.S. Nanded Gramin

(b) Name of place from which sent. }
(c) Distance of place from which sent. } Dr SCGMC Nanded

2. By whom was the corpse brought? } PC N.M. Dhulgandc B.N. 2834
P.S. Nanded Gramin

3. By whom identified

4. The date, hour and minute of its receipt 02/08/22 at 11:55 AM

(a) The date, hour and minute of beginning post-mortem examination }
(b) The date, hour and minute of Ending post-mortem examination } 02/08/22 at 12:05 PM to 1:05 PM

5. Substance of accompanying Report from Police Officer or Magistrate, together with the date of death if known. Supposed cause of death or reason for examination
As per police inquest and requisition letter the deceased was standing near Mahadev pati. He was hit by tempo MH-34-M 2512. He was severely injured. He was referred to Dr SCGMC Nanded where during treatment he died on 02/08/22 at 8:30 hours.

Supposed cause of death " Road traffic accident "

6. If not examined at Dispensary or Hospital-
- Name of place where examined
 - Distance of Dispensary or Hospital
 - Reason why the body was not sent to the Dispensary or Hospital.

MKD NO → 222/L/4883

DOA → 01/08/22

Dignosis → RTA - blunt trauma to head, chest, abdomen - left femur and right tibia fracture.

NOT applicable.

II. External Examination-

7. Sex, apparent age, race or caste
- Description of clothes and of ornaments on the body
8. Condition of the clothes - Whether wet with water, stained with blood or soiled with vomit or foecal matter
9. Special marks on the skin such as Scars, tattooing etc. any malformations peculiarities, or other marks of identification. State of the teeth.

Male, 30 years.

Wrapped in pink coloured bedsheet. Right leg plastered left leg skin traction. Metallic ring in right ring finger. Saffron coloured thread in right hand. clothes and ornaments handed over to PC and duty. Blood stains over bedsheet.

Identified body.

Teeth - intact 16/16

In newly born infants, the length and (if possible) the weight of the body to be recorded together with the state of the hair, nails and umbilical cord, its length whether placenta is attached or not, if present, its size and condition.

NOT applicable

Condition of body-

Whether well-nourished, thin or emaciated. warm or cold

Built - Average.

11. **Rigor Mortis-** Well-marked, slight or absent; whether present in the whole body or part only.

Well marked in jaw, neck and upper limbs. slightly present in lower limbs.

12. Extent and signs of decomposition, presence of post-mortem lividity on buttocks, loins, back and thighs or any other part. Whether bullae present and the nature of their contained fluid.
Condition of the cuticle.

No signs of decomposition.

Postmortem lividity present on posterior aspects of body except pressure areas, not fixed.

13. **Features-** Whether natural or swollen, state of eyes, position of tongue; nature of fluid (if any) oozing from mouth, nostrils or ears.

Facial features - identifiable.

Eyes - closed pupil - dilated

Mouth - closed tongue - inside mouth

Ear - blood oozing out.

No oozing from mouth, nostrils.

14. **Condition of skin-** Marks of blood etc. In suspected drowning the presence or absence of cutis anserina to be noted.

Dry.

15. Injuries to external genitals.
Indication of purging.

contact, no purging.

16. **Position of limbs-**
Especially of arms and of fingers in suspected drowning the presence or absence of sand or earth within the nails or on the skin of hands and feet.

→ Straight.

17. **Surface wounds and injuries-** Their nature position, dimensions (measured) and directions to be accurately stated-their probable age and causes to be noted.

If bruises be present what is the condition of the subcutaneous tissues?

(N.B.- (When injuries are numerous and cannot be mentioned within the space available they should be mentioned on a separate paper which should be signed)

18. Other injuries discovered by external examination or palpation as fractures etc.

- (a) Can you say definitely that the injuries shown against serial Nos. 17 and 18 are ante mortem injuries.

① Abrasion present over right cheek of size 2cm x 1cm, reddish brown.

② Abrasion present over right zygomatic area of size 2.5cm x 1cm, reddish brown.

③ Abrasion present over 2cm below injury no ② of size 3cm x 0.5cm, reddish brown.

④ Laceration wound present over right taurus of size 4cm x 3cm x cartilage deep.

⑤ Graze abrasion present over left zygomatic area of size 5cm x 2cm directed laterally downward, reddish brown.

⑥ Graze abrasion present over left frontal area 6cm above and lateral to left eyebrow of size 2.5cm x 1.5cm, directed laterally downward, reddish brown.

⑦ Graze abrasion present over left chin extending upto angle of left mandible 10cm x 4cm directed laterally downward reddish brown.

⑧ Graze abrasion over 4cm lateral to midline of size 10cm x 9cm, directed laterally downward, reddish brown. Further injuries as continuation of these

① Fracture left femur mid shaft displaced fracture.

② Fracture right proximal tibia displaced fracture.

→ Yr ante mortem.

III Internal Examination-

19. Head-

- (i) Injuries under the scalp, → underscalp hematoma present over right parieto-occipital region of size 5cm x 4cm.
 their nature - hemorrhage present over right temporalis muscle.
- (ii) **Skull**- Vault and base-describe fractures, their sites, dimensions, directions, etc. → intact, no fracture.
- (iii) **Brain**- The appearance of its covering, size, weight and general condition of the organ itself and any abnormality found in its examination to be carefully noted (weight M. 3 grams F. 2.75 grams)
 Meninges - intact.
 - Subdural hematoma on both parieto-temporal region of size 2 grams.
 - Subarachnoid hemorrhage on both parieto-occipital lobes and cerebellum.
 Brain - intact, congested

20. Thorax-

- (a) Walls, ribs, cartilages left sided 2nd to 8th rib fractured on posterior aspect on costo-vertebral junction, margins irregular infiltrated with blood.
- (b) Pleura → Some blood in each pleural cavity.
- (c) Larynx, Trachea and Bronchi. → intact, no foreign body.
- (d) Right Lung } Both lungs collapsed
 (e) Left Lung }
- (f) Pericardium intact.
- (g) Heart with weight intact, filled with blood and blood clots.
- (h) Large Vessels intact, filled with blood and blood clots.
- (i) Additional remarks. None.

21. Abdomen-

Walls intact

Peritoneum

Cavity

} intact, 100ml blood in peritoneal cavity.

Buccal Cavity, teeth, tongue and Pharynx.

} intact, no foreign body.

Oesophagus

intact.

Stomach and its contents

Small intestine and its contents.

Large intestine and its contents.

150ml pasty yellow material present Mucosa - intact, pale. Some small perforated.

} intact, filled with faeces and gases.

Liver (with weight) and gall bladder.

intact, congested.

Pancreas and Suprarenals

pancreas - crushed.

Spleen with weight

intact, congested

Kidneys with weight

intact, congested.

Bladder

intact, empty.

Organs of generations

intact

Additional remarks with where possible, medical officer's deduction from the state of the contents of the stomach as to time of death and last meal.

} None

State which viscera (if any) have been retained for chemical examination and also quote the numbers on the bottles containing the same.


Viscera not preserved.
Blood preserved for GA.


2. *Spine and Spinal Cord-

" intact, not opened "

Opinion as to the cause
probable cause of death

" Death due to multiple injuries "


[Dr S.G. Bhokre]
Resident Doctor
Dept. Of Forensic Medicine
Dr.S.C.Govt.Medical College.
Vishnupuri,Nanded-431606


[Dr R.S. More]
Resident Doctor
Dept. Of Forensic Medicine
Dr.S.C.Govt.Medical College.
Vishnupuri,Nanded-431606

Dated 02/08/2022

(Signature)

*The Spinal Cord need not be examined unless there are any indications of disease, Strychnia poisoning or injury.

Note- The report must be written and signed immediately after the examination. Medical officers will at once despatch a duplicate copy to the Civil Surgeon of their district for record in his office.
Great care should be taken not to cut the viscera before they have been inspected in situ.

MLPM No. 783/22

20

Dispensary
Place _____ DR. SC GMC Nanded
Civil Hospital

Date: 02/08/2022

forwarded to the Police Sub-inspector Nanded Gramin

for information with reference to his No. RMLC/9710/22 of 02/08/2022

2 Viscera has been preserved. It may please be stated **Immediately** whether examination by the Chemical Analyser is necessary or it is to be destroyed.

Sig
[Dr. S.G. Bhokre]
Resident Doctor
Dept. Of Forensic Medicine
Dr.S.C.Govt Medical College.
Vishnupuri, Nanded-431606

R
[Dr. R.S. More]
Resident Doctor
Civil Surgeon or M. M. S. Officer
Dept. Of Forensic Medicine
Dr.S.C.Govt. Medical College.
Vishnupuri, Nanded-431606

Copy forwarded with compliments to the Civil Surgeon.

for information

M. M. S. Officer

Seen and examined by the Civil Surgeon,
20

on

Remarks of the Civil Surgeon,

(if any)

Civil Surgeon

MLPM No → 783/22

Date: 02/08/22

* continuation sheet for column no. 17.

- ⑨ sutured wound over left side of chest 5cm below and lateral to left nipple in anterior axillary line of length 3cm with 2 sutures present in situ.
- ⑩ Abrasion over left forearm 1cm below and lateral to left elbow of size 2cm x 0.2cm, reddish brown.
- ⑪ Abrasion over left knee anterolateral aspect of size 5cm x 3cm, reddish brown.
- ⑫ sutured wound present over right side of chest 5cm below and lateral to right nipple of length 6cm with 2 sutures in situ.
- ⑬ Graze abrasion over right side of chest 7cm below and lateral to right nipple 11cm lateral to midline of length size 12cm x 3cm, directed laterally downward, reddish brown.
- ⑭ Graze abrasion over xiphisternum, 7cm above umbilicus of size 14cm x 2cm, horizontally placed, reddish brown.
- ⑮ Abrasion present over right elbow of size 3cm x 2cm, reddish brown.
- ⑯ Abrasion present over right knee antero-lateral aspect of size 18cm x 4cm directed obliquely downward, reddish brown.
- ⑰ Abrasion present over right leg of size 5cm x 2cm, reddish brown.
- ⑱ Abrasion present over right leg lower $\frac{1}{3}$ rd of size 3cm x 1cm, reddish brown.

Sig
[Dr S.G. Bhokx]

Rani